



Mariposa® 5' BubbleMassage™ Bath K-1239-GRF



Features

- Integral flange.
- Right drain.
- Integral lumbar support and armrests for comfort.
- Textured bottom surface.
- 60" (1524 mm) x 35-7/8" (911 mm) x 20" (508 mm)

Material

- Acrylic

Hydrotherapy

- 120 BubbleMassage™ airjets.
- Automatic purge cycles remove residual water from air channels after use.
- Built-in 300 W heater.
- Variable-speed blower for adjusting hydromassage intensity.
- Keypad control.

Installation

- Alcove

Recommended Accessories

K-1234 Apron
K-1446 Remote Installation Kit
K-1491 Bath/Whirlpool Pillow
K-1601 Bath/Whirlpool Footstop
K-7166-AF Bath Drain
K-24916 Wireless Music Kit
K-37380 30" Rough-in Cable Bath Drain
K-37383 30" Rough-in Cable Bath Drain



Codes/Standards






ASME A112.19.7/CSA B45.10
CSA B45.5/IAPMO Z124
ASTM E162
ASTM E662
UL 1795
Greenguard UL 2818 - Gold
CARB P2

KOHLER® One-Year Limited Warranty

See website for detailed warranty information.

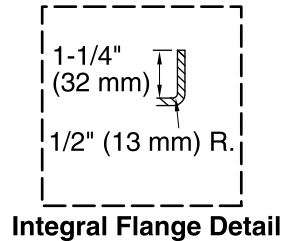
Available Color/Finishes

Color tiles intended for reference only.

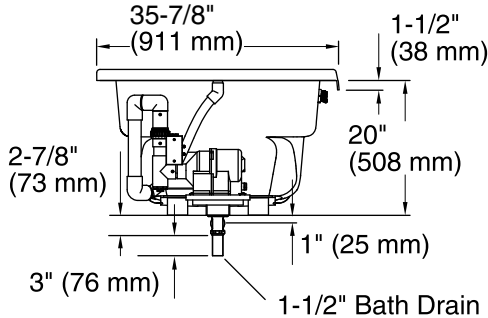
Color	Code	Description
	0	White
	96	Biscuit
	47	Almond
	NY	Dune
	G9	Sandbar

No change in measurements if connected with drain illustrated. (K-7166-AF)

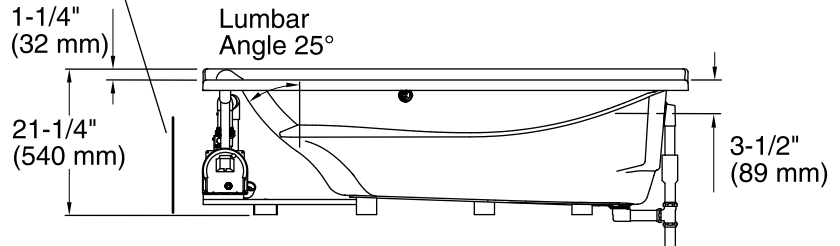
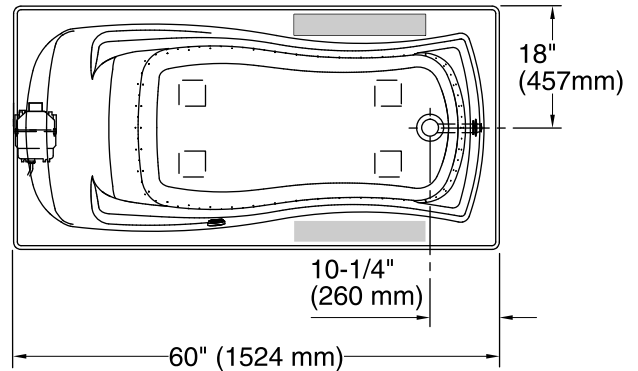
Recommended faucet area.



Integral Flange Detail



Blower Access
20" (508 mm) W x
15" (381 mm) H



Required Electrical Service

One dedicated circuit required, protected with Class A Ground-Fault Circuit-Interrupter (GFCI) or Residual Current Device (RCD).

Blower: 120 V, 15 A, 60 Hz

Technical Information

All product dimensions are nominal.

Installation: 3-Wall Alcove
Drain location: Right
Basin area, bottom: 46" x 24" (1168 mm x 610 mm)
Basin area, top: 54" x 27" (1372 mm x 686 mm)
Weight: 100 lbs (45.4 kg)
Minimum floor load: 43.5 lbs/ft² (212.4 kg/m²)
Water depth: 14" (356 mm)
Water capacity: 63 gal (238.5 L)
Cutout: Drop-in, 58" x 34" (1473 mm x 864 mm)
Electrical component rating: Blower: 120 V, 10 A, 60 Hz, 300 W
Blower speed: Variable
Minimum flat for door: 2" (50 mm)

Notes

Measure your actual product for rough-in details.

Install this product according to the installation instructions.

The hot water supply should be 70% of the capacity of the bath or greater. Installations will vary.

Provide one grounded electrical outlet within 24" (610 mm) of each component.

Remote blower installation kit K-1446 is available for relocating the blower. Provide access for servicing the blower.

Do not relocate or alter the PVC tee or coiled flexible tubing connected to the blower. Follow the blower relocation instructions exactly.