



# Bancroft®

## 5' VibrAcoustic® Bath

### K-1151-VBLA



#### Features

- Left drain.
- Integral flange.
- VibrAcoustic® technology emits sound waves and offers a surround sound experience.
- Six transducers and a control amplifier with 25' (7.6 m) of wiring.
- High-resolution color screen in polished chrome.
- Integral apron with removable access panel.
- Integral lumbar support.
- Textured bottom surface.
- Coordinates with other products in the Bancroft® collection.
- 60" (1524 mm) x 32" (813 mm) x 21-1/4" (540 mm)

#### Material

- Acrylic

#### Installation

- Alcove
- Syncs with devices enabled with BLUETOOTH® wireless technology including smart phones, MP3 players, tablets and laptops located up to 33 feet away.\*

#### Recommended Accessories

K-11677 Bath Drain  
1184460 Kit, UI Mounting  
K-1491 Bath/Whirlpool Pillow  
K-1601 Bath/Whirlpool Footstop  
K-7259 Clearflo Bath Drain



#### Codes/Standards

CSA B45.5/IAPMO Z124  
ASTM E162  
ASTM E662  
UL 1795  
CSA C22.2 No. 218.2  
Greenguard UL 2818 - Gold  
CARB P2

#### KOHLER® One-Year Limited Warranty






See website for detailed warranty information.

\*The BLUETOOTH® word mark and logos are registered trademarks owned by Bluetooth SIG, Inc. and any use of such marks by Kohler Co. is under license. Other trademarks and trade names are those of their respective owners.

#### Available Color/Finishes

*Color tiles intended for reference only.*

| Color | Code | Description |
|-------|------|-------------|
|-------|------|-------------|

|  |    |         |
|--|----|---------|
|  | 0  | White   |
|  | 96 | Biscuit |
|  | 47 | Almond  |
|  | NY | Dune    |
|  | G9 | Sandbar |

USA/Canada: 1-800-4KOHLER (1-800-456-4537)

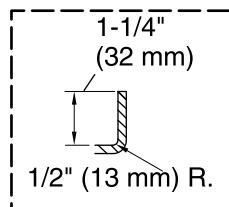
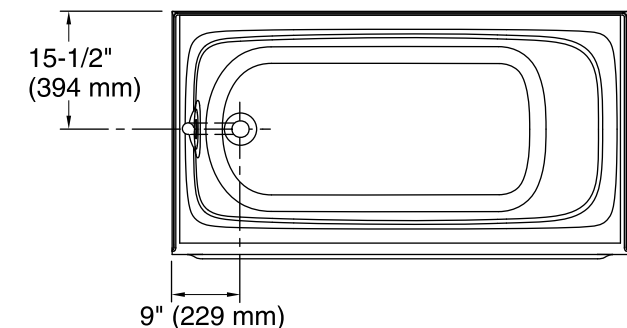
Kohler Co. reserves the right to make revisions without notice to product specifications.

For the most current Specification Sheet, go to [www.kohler.com](http://www.kohler.com).

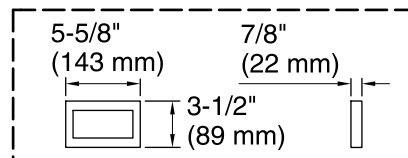
3-7-2017 04:53

THE BOLD LOOK  
OF **KOHLER®**

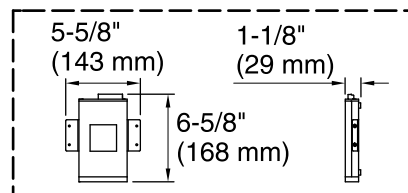
No change in measurements if connected with drain illustrated. (K-11677)



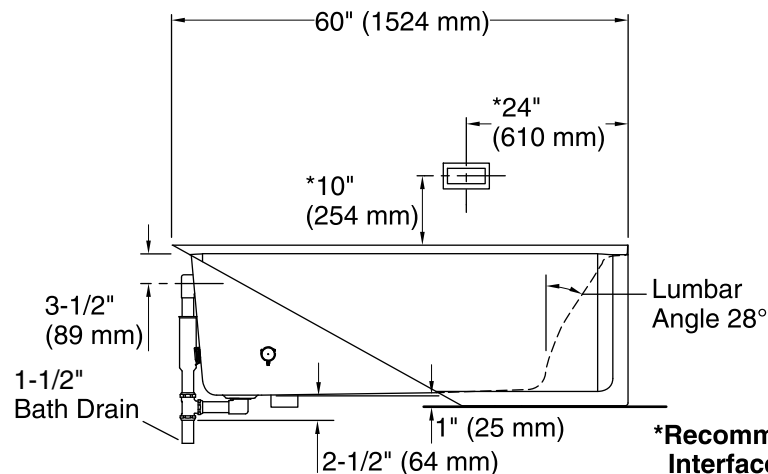
**Integral Flange Detail**



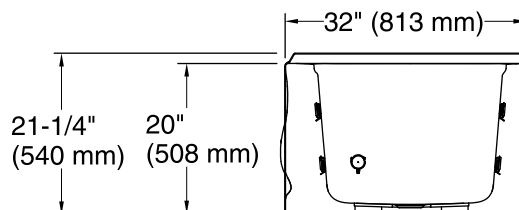
**User Interface**



**Amplifier**



**\*Recommended User Interface Location**



## Required Electrical Service

One circuit required, protected with Class A Ground-Fault Circuit-Interrupter (GFCI) or Residual Current Device (RCD).

Amplifier: 120 V, 15 A, 50/60 Hz

## Technical Information

All product dimensions are nominal.

Installation: 3-Wall Alcove

Drain location: Left

Basin area, bottom: 45" x 22" (1143 mm x 559 mm)

Basin area, top: 54" x 25" (1372 mm x 635 mm)

Weight: 91 lbs (41.3 kg)

Minimum floor load: 47 lbs/ft² (229.5 kg/m²)

Water depth: 15" (381 mm)

Water capacity: 60 gal (227.1 L)

Electrical component rating: Amplifier: 120 V, 1.1 A, 50/60 Hz

Amplifier channels: 2 at 15 W per channel  
2 at 30 W per channel

Minimum flat for door: 2" (51 mm)

## Notes

Measure your actual product for rough-in details.

Install this product according to the installation instructions.

Control amplifier fits 16" (406 mm) center studs. 25' (7.6 m) cables are included.