



Underscore® 5' VibrAcoustic® Bath K-1167-RVB



Features

- Integral flange.
- Right drain.
- Slotted overflow for deep soaking.
- VibrAcoustic® technology emits sound waves and offers a surround sound experience.
- Six transducers and a control amplifier with 25' (7.6 m) of wiring.
- High-resolution color screen in polished chrome.
- Integral lumbar support.
- 60" (1524 mm) x 30" (762 mm) x 19" (483 mm)

Material

- Acrylic

Installation

- Alcove
- Syncs with devices enabled with BLUETOOTH® wireless technology including smart phones, MP3 players, tablets and laptops located up to 33 feet away.*

Required Accessories

- K-7271 Brass Slotted Overflow Bath Drain
or
K-7272 PVC Slotted Overflow Bath Drain
or
K-706000-D3 Frameless Sliding Bath Door
or
K-706000-L Frameless Sliding Bath Door
or
K-706003-L Frameless Sliding Bath Door
or
K-706004-D3 Frameless Sliding Bath Door
or
K-706004-L Frameless Sliding Bath Door
or
K-706007-L Frameless Sliding Bath Door

Recommended Accessories

- 1184460 Kit, UI Mounting
K-1491 Bath/Whirlpool Pillow
K-1601 Bath/Whirlpool Footstop



ADA

Codes/Standards

CSA B45.5/IAPMO Z124
ASTM E162
ASTM E662
UL 1795
CSA C22.2 No. 218.2
Greenguard UL 2818 - Gold
ADA
ICC/ANSI A117.1
CARB P2








KOHLER® One-Year Limited Warranty

See website for detailed warranty information.

*The BLUETOOTH® word mark and logos are registered trademarks owned by Bluetooth SIG, Inc. and any use of such marks by Kohler Co. is under license. Other trademarks and trade names are those of their respective owners.

Available Color/Finishes

Color tiles intended for reference only.

Color	Code	Description
	0	White
	96	Biscuit
	47	Almond
	NY	Dune
	95	Ice™ Grey
	G9	Sandbar
	33	Mexican Sand™

USA/Canada: 1-800-4KOHLER (1-800-456-4537)

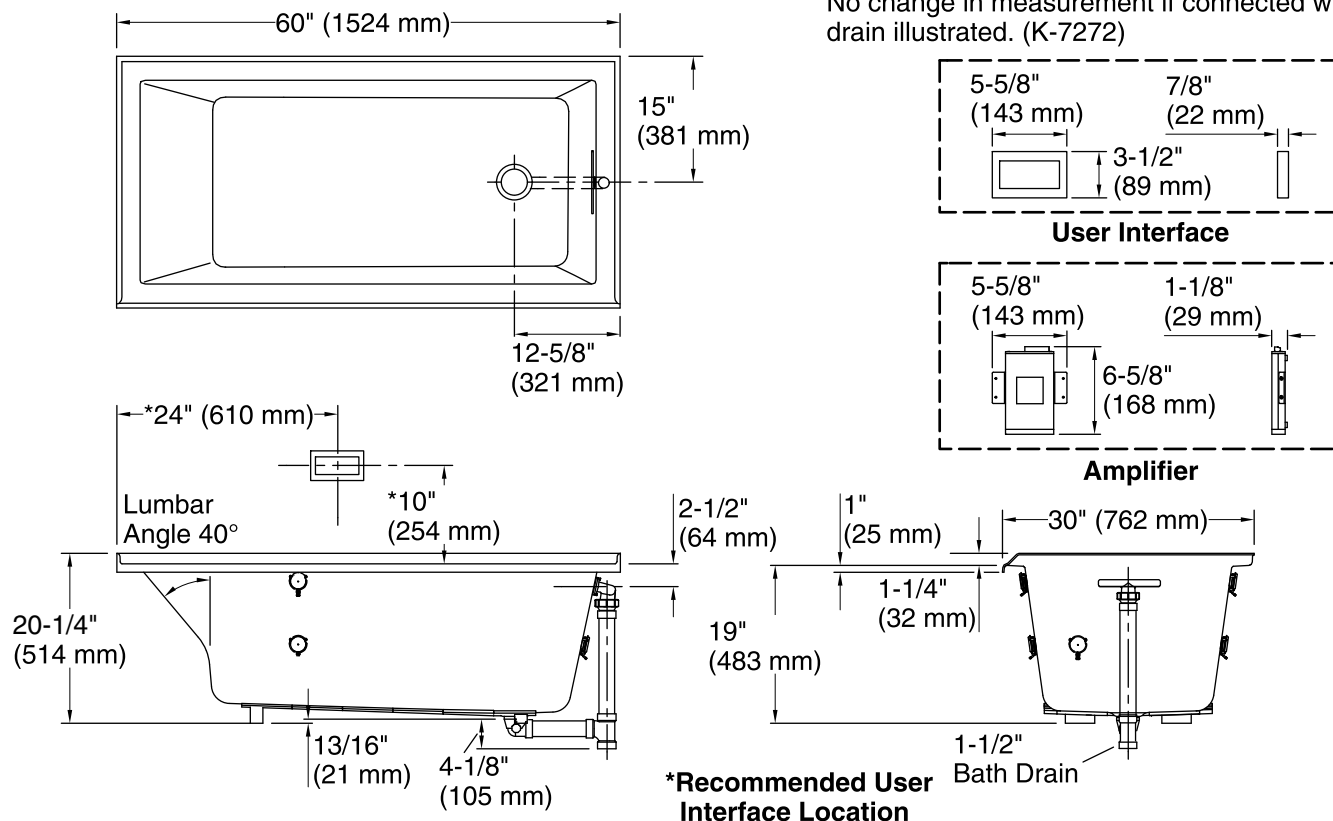
Kohler Co. reserves the right to make revisions without notice to product specifications.

For the most current Specification Sheet, go to www.kohler.com.

3-7-2017 05:04

THE BOLD LOOK
OF **KOHLER®**

No change in measurement if connected with drain illustrated. (K-7272)



Required Electrical Service

One circuit required, protected with Class A Ground-Fault Circuit-Interrupter (GFCI) or Residual Current Device (RCD).

Amplifier: 120 V, 15 A, 50/60 Hz

Technical Information

All product dimensions are nominal.

Installation: 3-Wall Alcove

Drain location: Right

Basin area, bottom: 42-3/8" x 20" (1076 mm x 508 mm)

Basin area, top: 54-3/8" x 24-5/16" (1381 mm x 618 mm)

Weight: 80 lbs (36.3 kg)

Minimum floor load: 50 lbs/ft² (244.1 kg/m²)

Water depth: 15-1/16" (383 mm)

Water capacity: 59.8 gal (226.4 L)

Electrical component rating: Amplifier: 120 V, 1.1 A, 50/60 Hz

Amplifier channels: 2 at 15 W per channel
2 at 30 W per channel

Minimum flat for door: 2-1/2" (63 mm)

Notes

Measure your actual product for rough-in details.

Install this product according to the installation instructions.

Control amplifier fits 16" (406 mm) center studs. 25' (7.6 m) cables are included.

ADA compliant when installed to the specific requirements of these regulations.