

Features

- Finish is engineered to resist corrosion and daily wear.
- Ergonomic handshower pivots for targeted hydromassage or rinsing the shower enclosure.
- Multifunction handshower with wide coverage, massage, soft aerated, and reduced flow options.
- MasterClean™ spray nozzles to prohibit mineral build-up for easy cleaning.
- Handshower offers 2.5 gal/min (9.5 l/min) maximum flow rate.
- Complements Stillness® and Purist® faucets and accessories.
- ADA non-positive shut-off.
- 30" (762 mm) sidebar length offers a custom shower at various heights

Installed component/s: Handshower, Sidebar, Supply elbow, and 60" metal shower hose.



ADA

OBC

Codes/Standards



ASME A112.18.1/CSA B125.1
DOE - Energy Policy Act 1992
ADA
ICC/ANSI A117.1
OBC

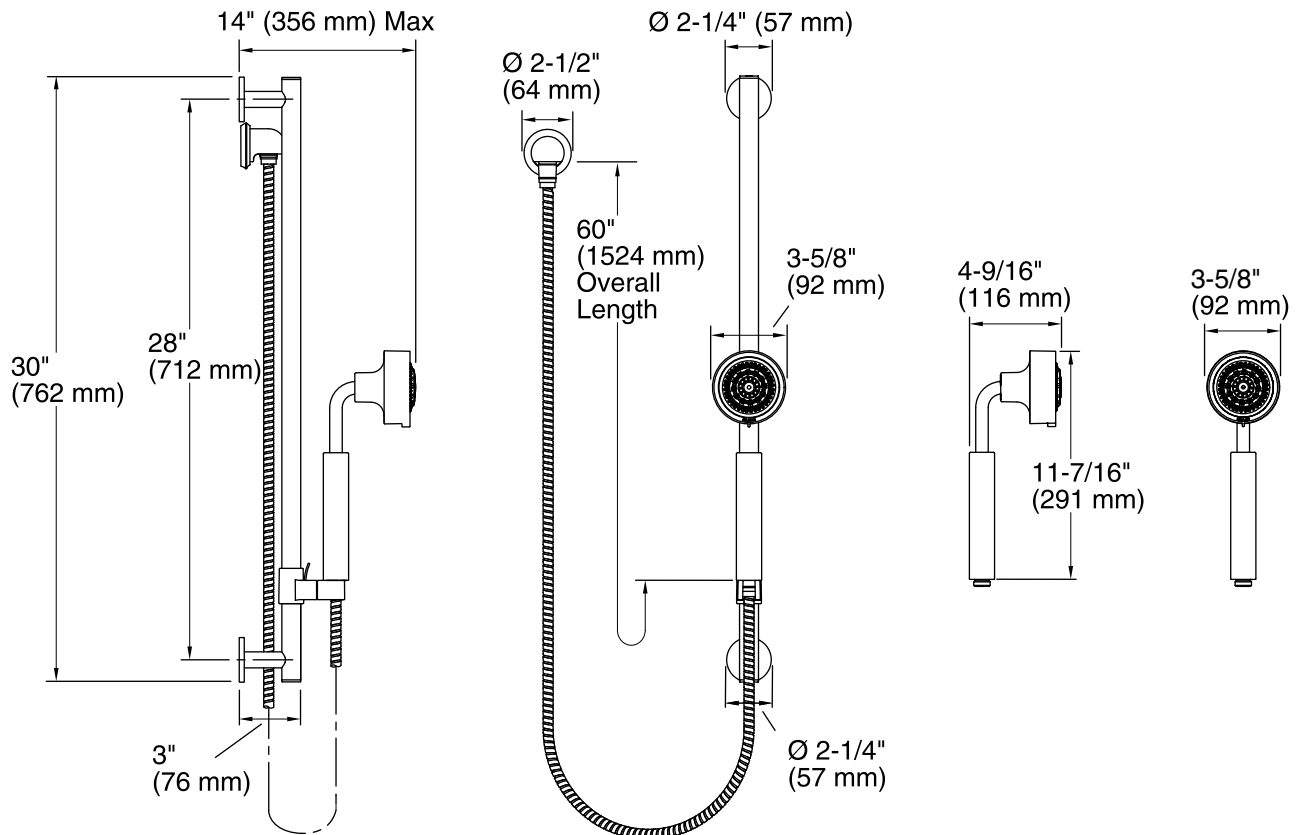
KOHLER® Faucet Lifetime Limited Warranty

See website for detailed warranty information.

Available Color/Finishes

Color tiles intended for reference only.

Color	Code	Description
	CP	Polished Chrome
	BN	Vibrant® Brushed Nickel



Technical Information

All product dimensions are nominal.

Handshower:

Rated maximum flow: 2.5 gal/min (9.5 l/min)

Pressure: 80 psi (5.5 bar)

Notes

Install this product according to the installation guide.

IMPORTANT! The sidebar must be mounted to stud framing at both the top and bottom mounting locations. Do not use or depend on plastic wall anchors to attach the sidebar.

Plumbing codes may require an atmospheric vacuum breaker (such as the KOHLER K-9660) be installed in-line to handshowers. Consult with local plumbing codes.

ADA, OBC compliant when installed to the specific requirements of these regulations.