

## Features

- Advanced spray engine with easy-grip sprayface provides three alternate experiences: wide coverage, soft aerated, and massage spray.
- MasterClean™ sprayface is easy to clean.
- 2.5 gpm (gallons per minute) flow rate.
- 1/2-inch NPT connection.
- Coordinates with Purist and Stillness products.
- Showerarm and flange not included.

## Material

- KOHLER finishes resist corrosion and tarnishing.

## Installation

- Wall-mount







## Codes/Standards

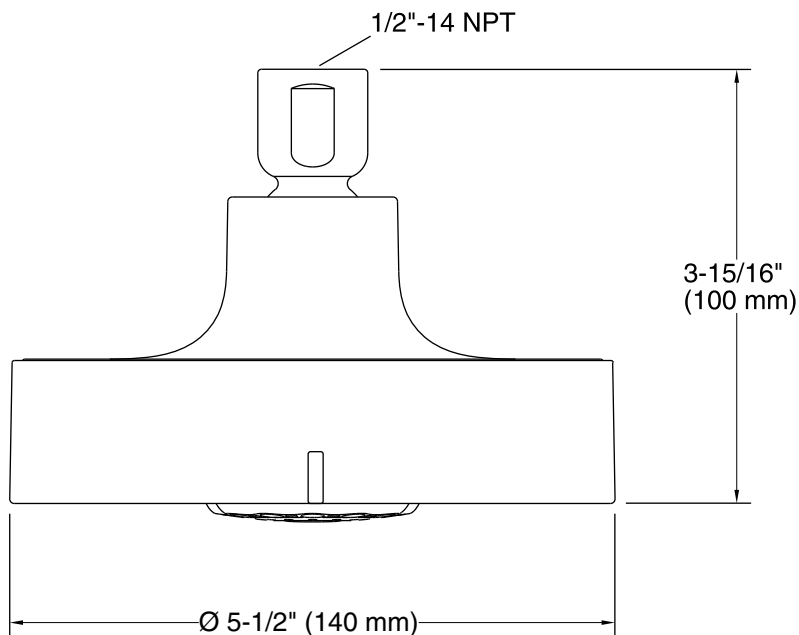
ASME A112.18.1/CSA B125.1  
DOE - Energy Policy Act 1992

See website for detailed warranty information.

## Available Color/Finishes

*Color tiles intended for reference only.*

Color	Code	Description
	CP	Polished Chrome
	SN	Vibrant® Polished Nickel
	BN	Vibrant® Brushed Nickel
	BV	Vibrant® Brushed Bronze



## Technical Information

All product dimensions are nominal.

### Showerhead:

Rated maximum flow: 2.5 gal/min (9.5 l/min)

Pressure: 80 psi (5.5 bar)

## Notes

For use with automatic compensating valves rated at 2.4 gal/min (9.1 l/min) or less.

Install this product according to the installation guide.