

Features

- Integral flange.
- Right drain.
- Integral lumbar support.
- Integral apron.
- 60" (1524 mm) x 32" (813 mm) x 16-1/4" (413 mm)

Material

- Cast iron with Safeguard® finish.

Installation

- Alcove

Recommended Accessories

- K-1491 Bath/Whirlpool Pillow
- K-1601 Bath/Whirlpool Footstop
- K-7160-AF Clearflo Bath Drain
- K-7213 27" Cable Bath Drain
- K-7214 27" Cable Bath Drain
- K-7259 Clearflo Bath Drain
- K-702200-G54 Frameless Sliding Bath Door
- K-702200-G73 Frameless Sliding Bath Door
- K-702200-L Frameless Sliding Bath Door
- K-702205-L Frameless Sliding Bath Door
- K-702211-L Frameless Sliding Bath Door
- K-706000-D3 Frameless Sliding Bath Door
- K-706000-L Frameless Sliding Bath Door
- K-706003-L Frameless Sliding Bath Door
- K-706004-D3 Frameless Sliding Bath Door
- K-706004-L Frameless Sliding Bath Door
- K-706007-L Frameless Sliding Bath Door



ADA

CSA B651

OBC

Codes/Standards

ASME A112.19.1/CSA B45.2
ASTM F462
ASTM F462
ADA
ICC/ANSI A117.1
CSA B651
OBC




KOHLER® Lifetime Limited Warranty for Cast Iron Components

See website for detailed warranty information.

Available Color/Finishes

Color tiles intended for reference only.

Color	Code	Description
-------	------	-------------

	0	White
	96	Biscuit
	47	Almond

