



Bardon™
High Efficiency Urinal (HEU)
K-4904-ER

Features

- Washout
- 3/4" rear spud.
- 14" (356 mm) extended rim.
- 0.125 gpf (0.47 lpf) to 1.0 gpf (3.8 lpf).
- WaterSense® compliant when used with WaterSense flushometer.
- Will replace K-4960-ER urinal.

Material

- Vitreous china.

Recommended Accessories

K-10668 WAVE DC 1/8 GPF Urinal Flushometer
K-10949 Tripoint™ DC 1/8 GPF Urinal Flushometer
K-13520 Manual 1/8 GPF Urinal Flushometer
K-10675 WAVE DC 0.5 GPF Urinal Flushometer
K-10958 Tripoint™ DC 0.5 GPF Urinal Flushometer
K-13519 Manual 0.5 GPF Urinal Flushometer
K-10676 WAVE DC 1.0 GPF Wshdwn Flushometer
K-10960 Tripoint™ DC 1.0 GPF Wshdwn Flushometer
K-13518 Manual 1.0 GPF Wshdwn Flushometer

Components

Additional included component/s: 3/4" inlet spud, 2" outlet sput, Strainer, and Hangers (2).



ADA

CSA B651

Codes/Standards

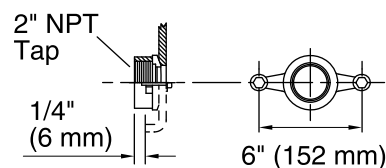
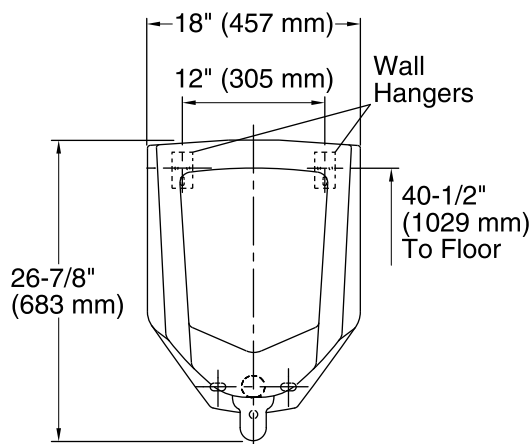
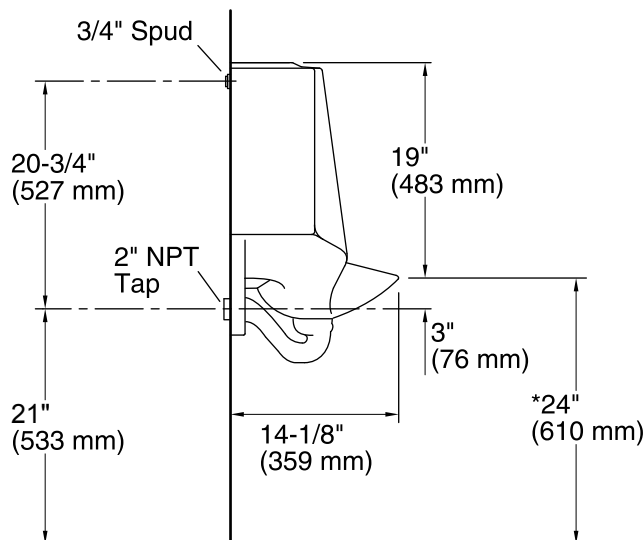
ASME A112.19.2/CSA B45.1
DOE - Energy Policy Act 1992
EPA WaterSense®
ADA
ICC/ANSI A117.1
CSA B651

KOHLER® One-Year Limited Warranty

See website for detailed warranty information.

*Urinal complies with ADA requirements when rim is mounted no higher than 17" (432 mm) from finished floor.

*Urinal complies with CSA B651 when rim is mounted no higher than 16-7/8" (430 mm) from finished floor.



Spud Detail

Technical Information

All product dimensions are nominal.

Flush outlet Washout

technology:

Spud size: Rear

Notes

Install this product according to the installation guide.

Refer to manufacturer's instructions and local codes for flushometer requirements.

ADA, CSA B651 compliant when installed to the specific requirements of these regulations.