



## Harborview™

### Countertop Utility Sink

#### K-6607-4

#### Features

- 50-inch minimum base cabinet width.
- KOHLER cast iron.
- Acid-resistant enamel finish.
- Top-mount or wall-mount with coordinating K-6617 legs (sold separately).
- Wide single bowl.
- 10-inch depth.
- Two sets of two faucet holes in backsplash with 8-inch centers.
- Integral apron and backsplash.
- 48" (1219 mm) x 28" (711 mm)

#### Recommended Accessories

K- 8801 Sink Strainer

#### Optional Accessories

K- 6026 Wood Grate

K- 6617 Table Legs



#### Codes/Standards





ASME A112.19.1/CSA B45.2

#### KOHLER® Enameled Cast Iron Kitchen Sink - Lifetime Limited Warranty

See website for detailed warranty information.

#### Available Color/Finishes

*Color tiles intended for reference only.*

Color	Code	Description
	0	White
	96	Biscuit
	47	Almond
	7	Black Black™

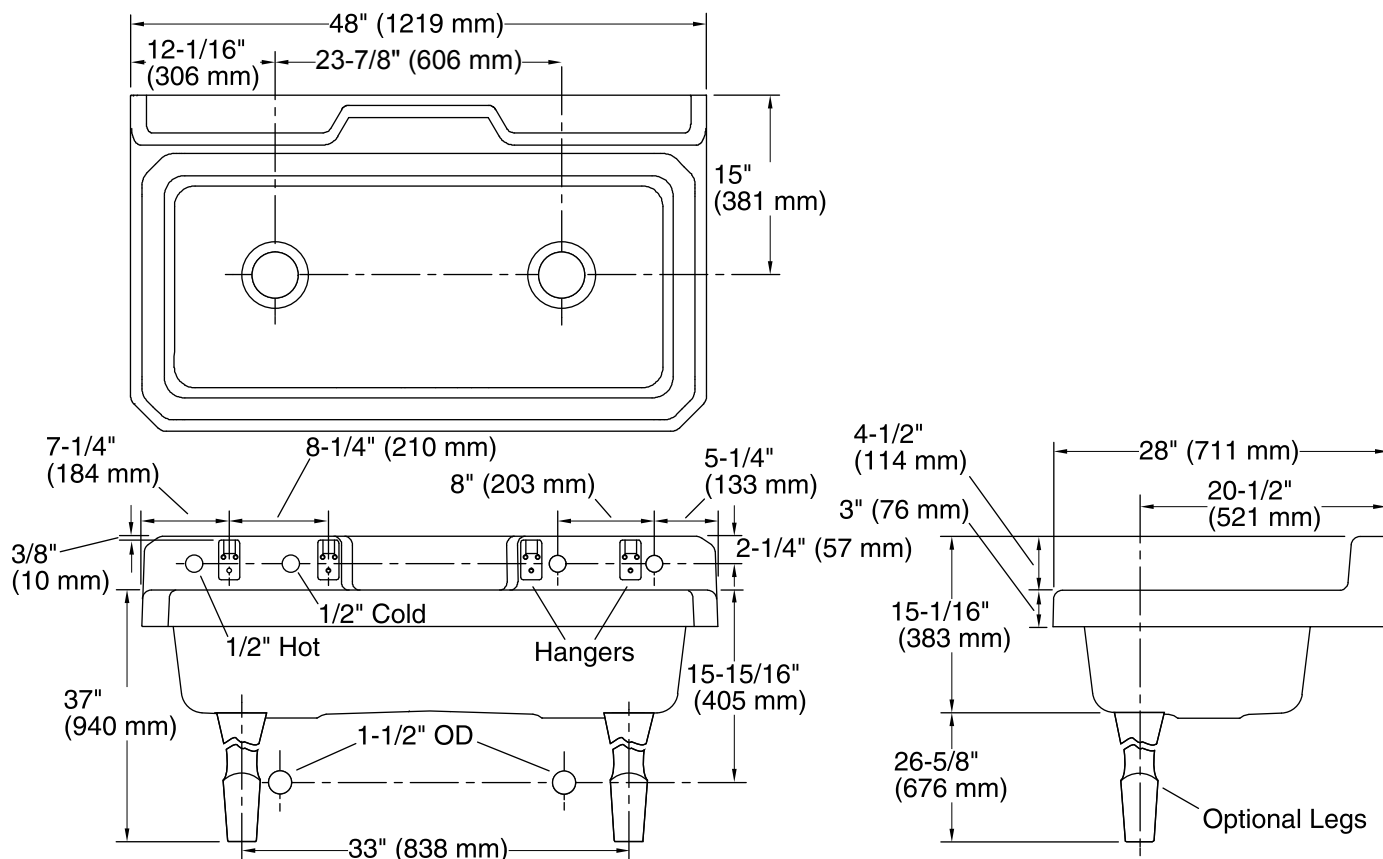
USA/Canada: 1-800-4KOHLER (1-800-456-4537)

Kohler Co. reserves the right to make revisions without notice to product specifications.

For the most current Specification Sheet, go to [www.kohler.com](http://www.kohler.com).

3-28-2016 02:12

THE BOLD LOOK  
OF **KOHLER**®



## Technical Information

All product dimensions are nominal.

Bowl configuration: Offset

Installation: Top-mount, Wall-mount

Cutout: Top-mount, 44" x 20" (1118 mm x 508 mm) with 1-15/16" (49 mm) radius corners

Bowl area (Only) Length: 42-7/16" (1078 mm)  
Width: 18-1/2" (470 mm)  
Bowl depth: 10" (254 mm)

Number of deck holes: 4

Faucet hole(s): 1-3/8" (35 mm)

Drain hole: 3-7/8" (98 mm)

## Notes

Install this product according to the installation guide.