

Features

- Vitreous china
- Class Five® flushing system
- Includes right-hand polished chrome trip lever
- 1.28 gpf (4.8 lpf)
- Less supply line
- Combines with the K-4199 bowl to create a complete K-3658-RA Highline toilet
- Coordinates with other products in the Wellworth collection

Technology

- Single-flush gravity uses the force of gravity and a precision-engineered tank to create a strong siphon during flushing
- Canister flush valve optimizes flush performance and resists warping and deterioration
- Class Five® flushing technology offers plug- and leak-free performance, extraordinary flushing, and better rinsing power for a cleaner bowl

Water Conservation & Rebates

- WaterSense® toilets meet strict EPA flushing guidelines, including using at least 20 percent less water than 1.6-gallon toilets
- Eligible for consumer rebates in some municipalities



Codes/Standards




ASME A112.19.2/CSA B45.1

KOHLER® One-Year Limited Warranty

See website for detailed warranty information.

Available Color/Finishes

Color tiles intended for reference only.

Color	Code	Description
	0	White
	96	Biscuit
	47	Almond

No image available.

This product is a component and not intended to be a standalone installation.

Technical Information

All product dimensions are nominal.

Toilet type: Two-piece

Notes

Install this product according to the installation instructions.