

Features

- Vitreous china.
- Two-piece toilet.
- Comfort Height® Elongated bowl.
- Class Five® flushing system.
- Includes right-hand polished chrome trip lever.
- 1.28 gpf (4.8 lpf).
- 2-1/8" (54 mm) fully glazed trapway.
- 12" (305 mm) rough-in.
- Less seat and supply.
- 11-3/8" (289 mm) x 8" (203 mm) water area.
- 29-3/4" (756 mm) x 18" (457 mm) x 31-1/4" (794 mm).
- Floor mount / Floor outlet.
- Tank cover locks included.

Recommended Accessories

- K-4636 Toilet Seat
- K-4688 Toilet Seat
- K-4731-C Commercial Heavy-duty Toilet Seat
- K-7637 Angle Supply with Stop (single)

Components

Product includes:

- K-4199 Comfort Height® Elongated Bowl
- K-4467-TR Toilet Tank
- Additional included component/s: Tank cover, Trip lever, and Bolt cap accessory pack.



ADA **CSA B651** **OBC**

Codes/Standards

ASME A112.19.2/CSA B45.1
DOE - Energy Policy Act 1992
EPA WaterSense®
ADA
ICC/ANSI A117.1
CSA B651
OBC




KOHLER® One-Year Limited Warranty

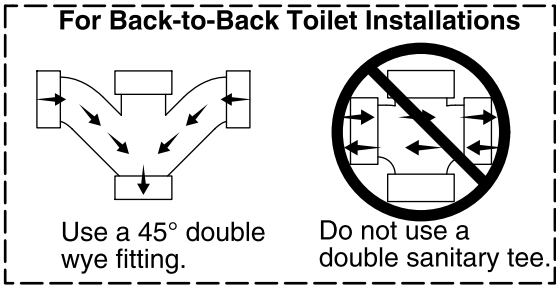
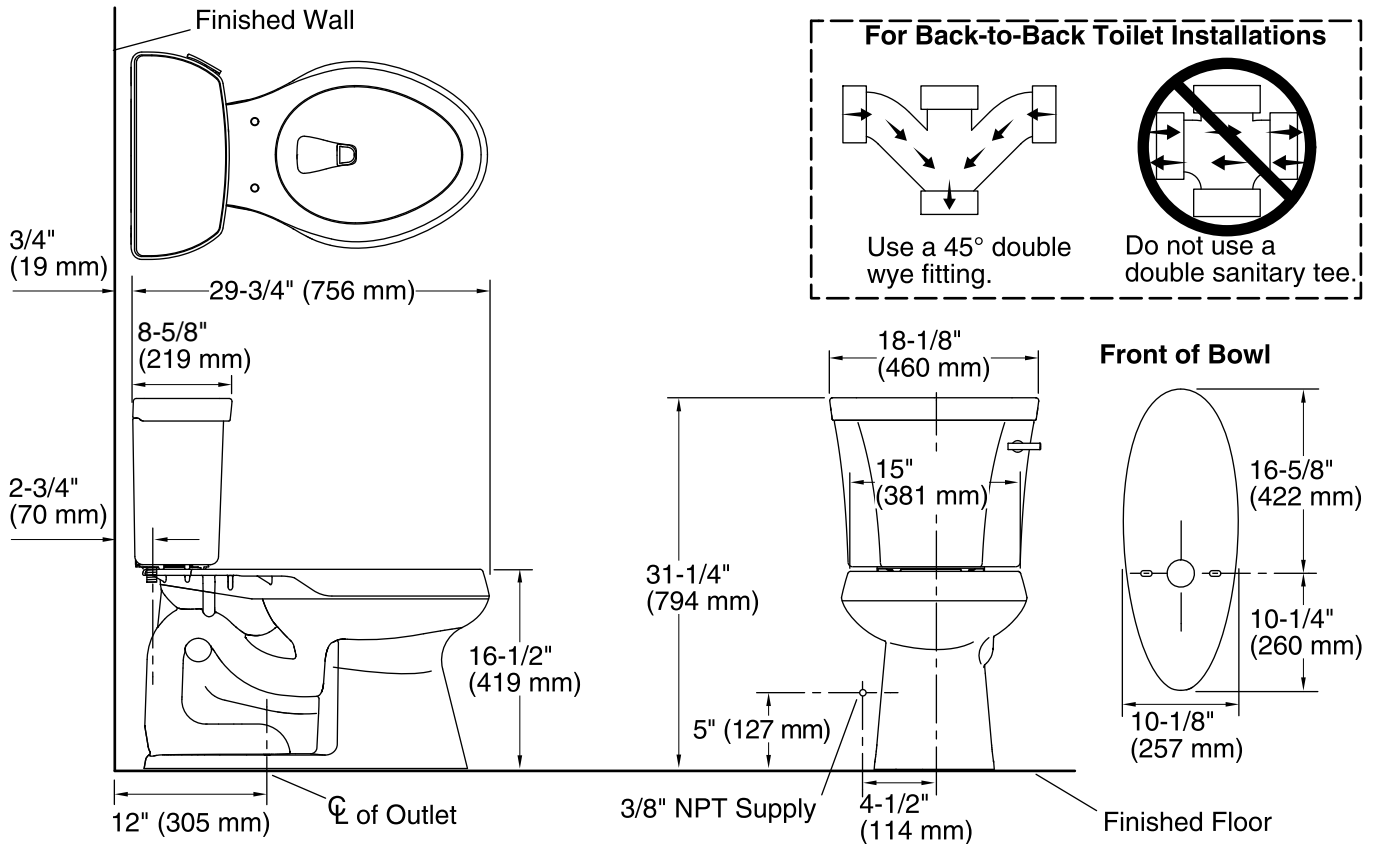
See website for detailed warranty information.

Available Color/Finishes

Color tiles intended for reference only.

| Color | Code | Description |
|-------|------|-------------|
|-------|------|-------------|

| | | |
|--|----|---------|
|  | 0 | White |
|  | 96 | Biscuit |
|  | 47 | Almond |



Technical Information

All product dimensions are nominal.

| | |
|-----------------------|--------------------------------|
| Toilet type: | Two-piece, Floor-mount |
| Waste Outlet: | Floor |
| Bowl shape: | Elongated front |
| Flush type: | Class Five |
| Trap passageway: | 2-1/8" (54 mm) |
| Water Consumption | |
| Full: | 1.28 gpf (4.8 lpf) |
| Water surface size: | 11-3/8" x 8" (289 mm x 203 mm) |
| Rim to water surface: | 5-3/8" (137 mm) |
| Rough-in: | 12" (305 mm) |
| Seat-mounting holes: | 5-1/2" (140 mm) |

Notes

Install this product according to the installation instructions.

For back-to-back toilet installations: Use only a 45° double wye fitting.

ADA, OBC, CSA B651 compliant when installed to the specific requirements of these regulations.

Plumbing Codes require elongated toilets and elongated, open-front toilet seats in public bathrooms.

Accessibility standards require controls to be located on the open side of the toilet.