



Bardon™ 1/8th GPF High Efficiency Urinal (HEU) **K-4904-ET**

Features

- Vitreous china.
- Washout flushing action.
- 3/4" top spud.
- 14-1/8" (359 mm) extended rim.
- 0.125 gpf (0.47 lpf) to 1.0 gpf (3.8 lpf).
- WaterSense® compliant when used with WaterSense flushometer.
- Will replace K-4960-ET urinal.
- 26-7/8" (683 mm) x 18" (457 mm) x 14-1/8" (359 mm)

Recommended Accessories

K-10668 WAVE DC 1/8 GPF Urinal Flushometer
K-10949 Tripoint™ DC 1/8 GPF Urinal Flushometer
K-13520 Manual 1/8 GPF Urinal Flushometer
K-10675 WAVE DC 0.5 GPF Urinal Flushometer
K-10958 Tripoint™ DC 0.5 GPF Urinal Flushometer
K-13519 Manual 0.5 GPF Urinal Flushometer
K-10676 WAVE DC 1.0 GPF Wshdwn Flushometer
K-10960 Tripoint™ DC 1.0 GPF Wshdwn Flushometer
K-13518 Manual 1.0 GPF Wshdwn Flushometer

Components

Additional included component/s: 3/4" inlet spud, 2" outlet spud, Strainer, and Hangers (2).



ADA

Codes/Standards

ASME A112.19.2/CSA B45.1
EPA WaterSense®
ADA
ICC/ANSI A117.1

KOHLER® One-Year Limited Warranty

See website for detailed warranty information.



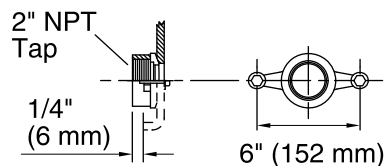
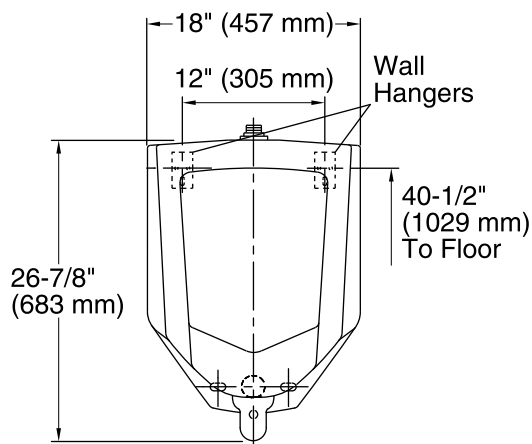
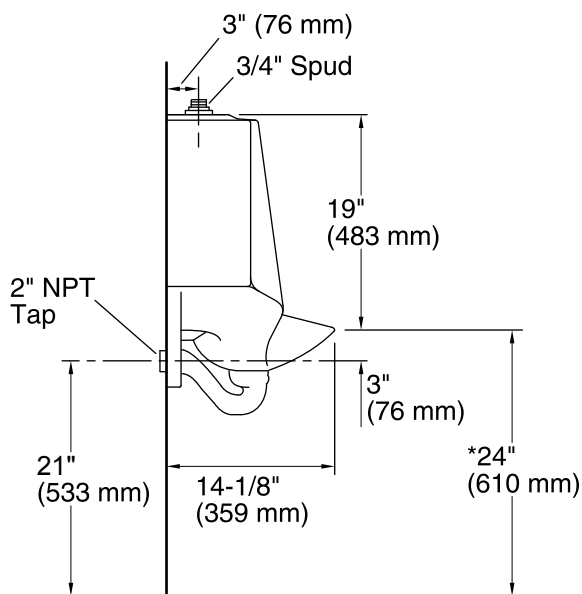
Bardon™ 1/8th GPF

High Efficiency Urinal (HEU)

K-4904-ET

*Urinal complies with ADA requirements when rim is mounted no higher than 17" (432 mm) from finished floor.

*Urinal complies with CSA B651 when rim is mounted no higher than 16-7/8" (430 mm) from finished floor.



Spud Detail

Technical Information

All product dimensions are nominal.

Spud size: 3/4"

Notes

Install this product according to the installation guide.

ADA compliant when installed to the specific requirements of these regulations.