

Environmental Product Declaration

Highcliff™ K-4368

1.6 gpf 17-1/2" ADA elongated toilet bowl with top inlet





**WHEN IT COMES TO BELIEVING IN BETTER,
EVERY BIT COUNTS.**

We believe that the path to a better place is a constant endeavor. Every day nearly 30,000 Kohler associates worldwide are moving forward. And we believe positive steps, big or small, ours or yours, are worth celebrating and sharing.

THE BOLD LOOK OF **KOHLER**®

The Highcliff elongated toilet bowl is precision-engineered to meet the challenging demands of today's commercial bathrooms. Add a KOHLER toilet seat of your choice to complete the toilet.


 **Packaged product weight** 27.5 kg

 **Top 3 ingredients** (>90% by weight)

1. Clay
2. Feldspar
3. Silica

 **Product recycled content** 0%

Product recyclable content 0.8%

 **Carbon footprint** 320 kg CO₂-eq

 **Relevant certifications**

- ADA
- ICC/ANSI A117.1
- ASME A112.19.2/CSA B45.1



Environmental Product Declaration

Highcliff™ K-4368

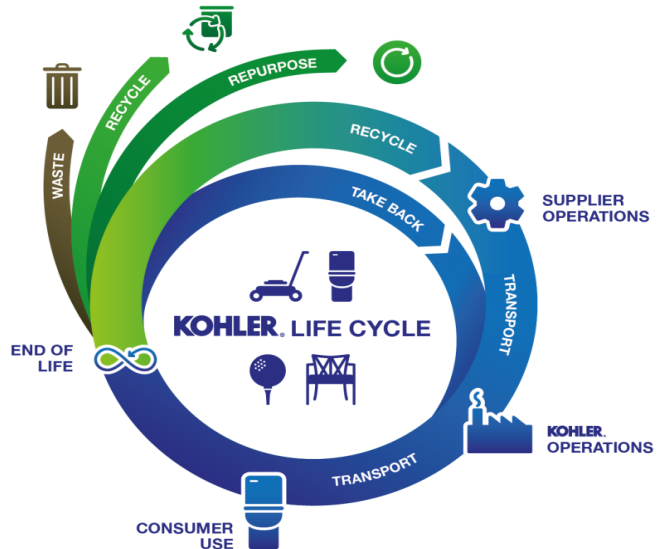
Vitreous Sanitary Ceramic Ware

THE BOLD LOOK
OF **KOHLER**



According
to
ISO 14025

This document is an environmental product declaration (EPD) in accordance with ISO 14025. EPDs rely on Life Cycle Assessment (LCA) to provide information on a number of environmental impacts of products over their life cycles. At Kohler, we believe that the path to a better place is a constant endeavor. Our Design for Environment program, embedded within the Kohler New Product Development culture, considers environmental impact at each stage of a product's existence - from the activities of our suppliers through the end of the product's useful life. When we design products with the environment in mind, we believe that every choice counts.



PROGRAM OPERATOR	UL Environment	
DECLARATION HOLDER	Kohler	
DECLARATION NUMBER	4786429138.115.1	
DECLARED PRODUCT	Highcliff™ K-4368	
REFERENCE PCR	PCR for Building-Related Products and Services. Adapted for UL Environment from the range of Environmental Product Declarations of Institute Construction and Environment e.V. (IBU). Part A: Calculation Rules for the Life Cycle Assessment and Requirements on the Project Report. Part B: Requirements on the EPD for Sanitary Ceramics	
DATE OF ISSUE	16-Oct-14	
PERIOD OF VALIDITY	5 Years	
CONTENTS OF THE DECLARATION	Product definition and information about building physics Information about basic material and the material's origin Description of the product's manufacturing Indication of product processing Information about the in-use conditions Life cycle assessment results Testing results and verifications	
The PCR review was conducted by	The Independent Expert Committee, SVR	
This declaration was independently verified in accordance with ISO 14025 by Underwriters Laboratories	<i>Jana Nicholas</i> UL Environment	
<input type="checkbox"/> INTERNAL <input checked="" type="checkbox"/> EXTERNAL		
This life cycle assessment was independently verified in accordance with ISO 14044 and the reference PCR by	<i>Thomas Gloria</i> Thomas Gloria, Life-Cycle Services, LLC	

¹ **Exclusions:** EPDs do not indicate that any environmental or social performance benchmarks are met, and there may be impacts that they do not encompass. LCAs do not typically address the site-specific environmental impacts of raw material extraction, nor are they meant to assess human health toxicity. EPDs can complement but cannot replace tools and certifications that are designed to address these impacts and/or set performance thresholds, e.g., Type 1 certifications, health assessments and declarations, environmental impact assessments, etc. **Accuracy of Results:** EPDs regularly rely on estimations of impacts, and the level of accuracy in estimation of effect differs for any particular product line and reported impact. **Comparability:** EPDs are not comparative assertions and are either not comparable or have limited comparability when they cover different life cycle stages, are based on different product category rules or are missing relevant environmental impacts. EPDs from different programs may not be comparable.



Environmental Product Declaration

Highcliff™ K-4368

Vitreous Sanitary Ceramic Ware

THE BOLD LOOK
OF **KOHLER**



According
to
ISO 14025

Product Definition and Information

Product Description



The elongated bowl shall be 10" (254 mm) or 12" (305 mm) rough-in with a 1-1/2" top spud. Bowl shall be made of vitreous china. Bowl shall be 1.6 gpf (6 lpf). Bowl shall have 11-3/8" (289 mm) x 10-3/8" (264 mm) water area. Bowl shall have 2-1/4" (57 mm) passageway. Bowl shall have bedpan lugs (-L). Bowl shall be 26" (660 mm) in length, 14-1/2" (368 mm) in width, and 17-1/2" (445 mm) in height.

Applications and Uses

- Precision-engineered to meet the challenging demands of today's commercial bathrooms
- 26"L x 14-1/2"W x 17-1/2"H
- 1-1/2" top spud
- Elongated bowl
- 10" or 12" rough-in

Product Standards, Approvals and Certifications

Specified model meets or exceeds the following:

- ADA
- ICC/ANSI A117.1
- ASME A112.19.2/CSA B45.1



Supplier Operations

Base Material Content of the Product

Material	Function	Quantity (% By Weight)
Clay	Slip and Glaze Ingredient	45-55
Feldspar	Slip and Glaze Ingredient	25-35
Silica	Slip and Glaze Ingredient	10-20
Balance	Miscellaneous Hardware and Packaging	5-10

Environmental Product Declaration

Highcliff™ K-4368

Vitreous Sanitary Ceramic Ware

THE BOLD LOOK
OF **KOHLER**



According
to
ISO 14025



Kohler Operations

Manufacturing Process Description

The body of vitreous ceramic sanitary ware is manufactured by casting slip - a mixture of water, clay, feldspar and silica - into a reusable mold. The cast body is partially dried, sprayed with an aqueous glaze mixture, and fired in a kiln to vitrify the product. An inspection process follows that ensures a singular high level of product quality. Finally, the ware is fitted with non-vitreous components, packaged and shipped.

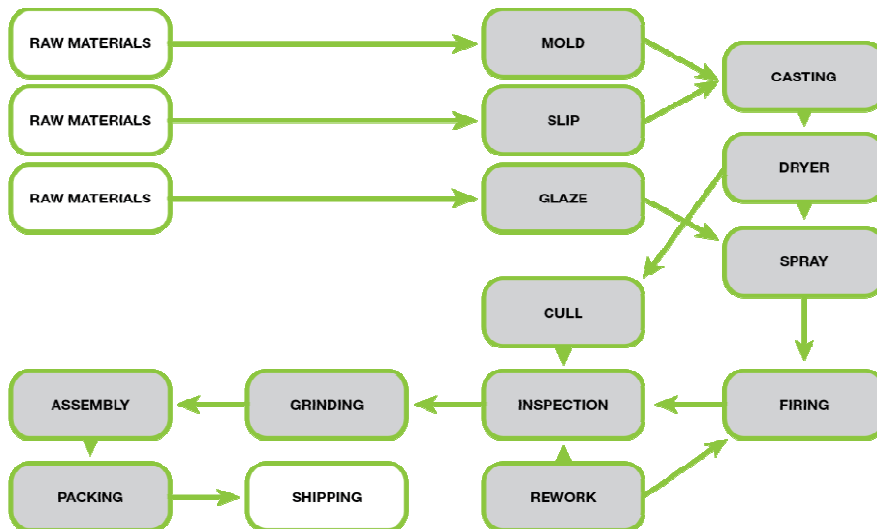
Manufacturing Locations



<p>Kohler Plant <i>Kohler, Wisconsin</i></p>
<p>Spartanburg Plant <i>Spartanburg, South Carolina</i></p>
<p>Brownwood Plant <i>Brownwood, Texas</i></p>
<p>Monterrey Plants I, II <i>Monterrey, Mexico</i></p>

★ = Kohler manufacturing locations with completed SKU-specific Environmental Product Declarations
 ● = other Kohler manufacturing locations with SKU-specific Environmental Product Declarations in process
 Not all products are produced in all plants. EPDs for specific models only include data from plants in which they are produced.

Manufacturing Process



Environmental Product Declaration

Highcliff™ K-4368

Vitreous Sanitary Ceramic Ware

THE BOLD LOOK
OF **KOHLER**



According
to
ISO 14025

Health, Safety and Environmental Aspects during Production

Kohler Safety Management System (KSMS) and Kohler Environmental Management System (KEMS)

Kohler Co. has established program management guidelines for safety, accident prevention and environmental performance. These systems enable Kohler Co. operations to achieve world-class performance. The management systems are based on best management practices, and the application of these programs consistently delivers significant results. Some Kohler Co. locations have elected the additional step of becoming certified to OHSAS 18001 and/or ISO 14001.

Packaging

Vitreous ware is packaged primarily with double-wall corrugated containerboard. When utilized, white exterior wrapping is manufactured with an Elemental Chlorine Free (ECF)/Totally Chlorine Free (TCF) bleaching process. Other packaging materials can include expanded polystyrene (EPS), low density polyethylene bags (LDPE) and honeycomb paperboard blocking. Corrugated containerboard and honeycomb blocking are 100% recyclable, and collection is available in most municipalities. Other materials are typically recyclable; however, this is dependent on local availability of collection programs.



Consumer Use

Conditions of Use

The majority of product use phase environmental impacts for vitreous ceramic sanitary ware are related to water throughput. It is important to note that water use impacts are assigned to the device that controls water flow rate. For example, a lavatory sink EPD will not include these impacts, as water consumption is controlled by the faucet that is paired with it. Similarly, a toilet bowl EPD will not include water use impacts, as the tank or flushometer it is paired with provides this function. However, a one-piece toilet with integrated tank and bowl will include water use impacts within its EPD.

Reference Service Life

Commercial toilet bowls are assumed to remain in service for 10 years.

Cleaning and Maintenance

Commercial toilet bowls are assumed to require 365 cleanings per year with 50 ml of 10% HCL solution. These impacts are included within the product use stage of the LCA.

End of Life

Recycle or Reuse

Collection and processing for vitreous product beneficial reuse at end-of-life is possible, but not widely available at the present time.

Disposal

The KOHLER® LCA model assumes the vitreous portion of the product is disposed of in a municipal landfill. Accessory and packaging materials are modeled as landfilled or recycled, depending on typical rates within the United States.

Environmental Product Declaration

Highcliff™ K-4368

Vitreous Sanitary Ceramic Ware

THE BOLD LOOK
OF **KOHLER**®



According
to
ISO 14025



Life Cycle Assessment

Description of Declared or Functional Unit

The functional unit represented here is a single toilet bowl including the associated packaging and accessories. To express these impacts in terms of 1 metric ton of product, multiply each result by 36.4.

Cut-off Criteria

This LCA is in compliance with the cutoff criteria specified in the PCR, as no known processes were excluded from this assessment outside of the specific items listed within the “System Boundary” section below.

Allocation

Impacts are allocated to individual products with a unit process approach. Typically, product mass is used to build the impact allocation factors. Product-specific quality data is also employed to match impacts to products.

Background Data

Primary manufacturing data was collected directly from Kohler Co. vitreous manufacturing operations for calendar year 2013. Secondary (supply chain) data was taken from the U.S.-Ecoinvent v2.2 database.

Data Quality

Primary manufacturing data was collected directly from process experts for the five Kohler vitreous plants within North America. Wherever secondary data is used, the study adopts critically reviewed data for consistency, precision and reproducibility to limit uncertainty. The data sources used are complete and representative of North America in terms of the geographic and technological coverage and are a recent vintage (i.e., less than ten years old). Any deviations from these initial data quality requirements for secondary data are documented in the critically reviewed LCA report.

Secondary data primarily references the U.S.-ecoinvent v2.2 database. This database is widely distributed throughout the United States and is referenced within the LCA community. All ecoinvent datasets have been critically reviewed.

When a product is produced at more than one plant, impacts are weighted by unit volume to produce a single result.

Environmental Product Declaration

Highcliff™ K-4368

Vitreous Sanitary Ceramic Ware



According to ISO 14025

System Boundaries

Product Stage			Construction Process Stage		Use Stage							End of Life Stage				Benefits and Loads Beyond the System Boundaries
Raw material supply	Transport	Manufacturing	Transport from gate to the site	Construction/installation process	Use	Maintenance	Repair	Replacement	Refurbishment	Operational energy use	Operational water use	Deconstruction/demolition	Transport	Waste processing	Disposal	Reuse-Recovery-Recycling potential
A1	A2	A3	A4	A5	B1	B2	B3	B4	B5	B6	B7	C1	C2	C3	C4	D
X	X	X	X	X	X	X	X	X	X	X	X	X	X	X	X	MND

Description of the System Boundary Stages Corresponding to the PCR
(X = Included; MND = Module Not Declared)

LCA Modeling Scenarios

Transport from gate to the building site (A4)			
Name	Value	Unit	
Liters of fuel	38	l/100 km	
Transport distance	853	km	
Capacity utilization (including empty runs)	89	%	
Gross density of products transported	-	kg/m ³	
Capacity utilization volume factor	89	%	

Installation into the building (A5)			
Name	Value	Unit	
Auxiliary	-	kg	
Water consumption	-	m ³	
Other resources	-	kg	
Electricity consumption	-	kWh	
Other energy carriers	-	MJ	
Material loss	-	kg	
Output substance following waste treatment on-site	-	kg	
Dust in the air	-	kg	
VOC in the air	-	kg	

Use phase reference (B1)			
Name	Value	Unit	
Flushes/day/person	N/A	-	
Reference service life (RSL)	10	years	

Maintenance (B2)			
Name	Value	Unit	
Information on maintenance	-	-	
Maintenance cycle (cleaning)	3650	Number/RSL	
Water consumption	-	m ³	
Auxiliary	-	kg	
Other resources (cleaning product)	183	kg	
Electricity consumption	-	kWh	
Other energy carriers	-	MJ	
Material loss	-	kg	

Repair (B3)			
Name	Value	Unit	
Information on the repair process	-	-	
Information on the inspection process	-	-	
Repair cycle	-	Number/RSL	
Water consumption	-	m ³	
Auxiliary	-	kg	
Other resources	-	kg	
Electricity consumption	-	kWh	
Other energy carriers	-	MJ	
Material loss	-	kg	

Replacement (B4)/Refurbishment (B5)			
Name	Value	Unit	
Replacement cycle	-	Number/RSL	
Electricity consumption	-	kWh	
Liters of fuel	-	l/100 km	
Replacement of worn parts	-	kg	

Operational energy use (B6) and water use (B7)			
Name	Value	Unit	
Water consumption	0	m ³ /p/RSL	
Electricity consumption	-	kWh	
Other energy carriers	-	MJ	
Equipment output	-	kW	

End of life (C1-C4)			
Name	Value	Unit	
Collected separately	3	kg	
Collected as mixed construction waste	24	kg	
Reuse	-	kg	
Recycling	3	kg	
Energy recovery	-	kg	
Landfilling	24	kg	





Results of the Assessment

TRACI 2.1 Impact Assessment

Parameter	Parameter	Value	Unit
GWP	Global warming potential	320	kg CO ₂ -Eq.
ODP	Depletion potential of the stratospheric ozone layer	8.69E-05	kg CFC-11 Eq.
AP Air	Acidification potential for air emissions	1.32	kg SO ₂ -Eq.
EP	Eutrophication potential	0.84	kg N-Eq.
SP	Smog formation potential	15.53	kg O ₃ -Eq.

CML 4.1 Impact Assessment

Parameter	Parameter	Value	Unit
GWP	Global warming potential	320	kg CO ₂ -Eq.
ODP	Depletion potential of the stratospheric ozone layer	7.90E-05	kg CFC-11 Eq.
AP Air	Acidification potential for air emissions	1.35	kg SO ₂ -Eq.
EP	Eutrophication potentials	0.42	kg (PO ₄) ³ -Eq.
POCP	Formation potential of tropospheric ozone	0.062	kg ethane-Eq.
ADP elements	Abiotic depletion potential for non-fossil resources	2.49	kg Sb-Eq.
ADP fossil fuels	Abiotic depletion potential for fossil resources	13	MJ, calorific value

Resource Use

Parameter	Parameter	Value	Unit
PERE	Renewable primary energy as energy carrier	154	MJ, lower calorific value
PERM	Renewable primary energy resources as material utilization	29.28	MJ, lower calorific value
PERT	Total use of renewable primary energy resources	184	MJ, lower calorific value
PENRE	Nonrenewable primary energy as energy carrier	4452	MJ, lower calorific value
PENRM	Nonrenewable primary energy as material utilization	644	MJ, lower calorific value
PENRT	Total use of nonrenewable primary energy resources	5096	MJ, lower calorific value
SM	Use of secondary material	0	MJ, lower calorific value
RSF	Use of renewable secondary fuels	0	MJ, lower calorific value
NRSF	Use of nonrenewable secondary fuels	0	MJ, lower calorific value
FW	Use of net fresh water	2	m ³

Output Flows and Waste Categories

Parameter	Parameter	Value	Unit
HWD	Hazardous waste disposed	0	kg
NHWD	Non-hazardous waste disposed	60	kg
RWD	Radioactive waste disposed	0	kg
CRU	Components for re-use	0	kg
MFR	Materials for recycling	17	kg
MER	Materials for energy recovery	0	kg
EEE	Exported energy	0	MJ, lower calorific value



Interpretation

Due to the high degree of value add within the vitreous product manufacturing process, the Kohler Operations life cycle stage drives most of the environmental impact categories for vitreous ceramic sanitary ware. Exceptions are products that control water flow rate, such as toilet tanks and one-piece toilets, which will see these consumer use phase impacts dominate the product life cycle.

Manufacturing impacts are primarily driven by energy (natural gas and electricity) use. Therefore, projects that improve energy efficiency have been and will continue to be a primary area of focus. Hardware accessories, especially those that contain metals such as brass and steel, also carry a greater contribution toward overall product environmental impact. Mass reduction and material substitution are areas of focus within the supplier operations portion of the product life cycle.

Where applicable, water use reduction efforts will see the greatest return on investment due primarily to the associated reduction in energy required to pump and treat this water. These efforts must be balanced against the product and product system's capacity to operate effectively when less water is available as a motive force.

References

- PCR Part A UL Environment and Institut Bauen und Umwelt e.V., Königswinter (pub.): Product Category Rules for Construction Products from the range of Environmental Product Declarations of Institut Bauen und Umwelt (IBU), Part A: Calculation Rules for the Life Cycle Assessment and Requirements on the Background Report. July 2014, version 1.3
- PCR Part B UL Environment and Institut Bauen und Umwelt e.V. (IBU). Product Category Rules Part B: Requirements on the Environmental Product Declaration for Sanitary ceramics.
- SimaPro 7.2 PRé Consultants. SimaPro Life Cycle Assessment version 7.2 (software).
- ISO 14025 ISO 14025:2011-10, Environmental labels and declarations — Type III environmental declarations — Principles and procedures.
- ISO 14040 ISO 14040:2009-11, Environmental management — Life cycle assessment — Principles and framework.
- ISO 14044 ISO 14044:2006-10, Environmental management — Life cycle assessment — Requirements and guidelines.
- EN 15804 EN 15804:2012-04: Sustainability of construction works — Environmental Product Declarations — Core rules for the product category of construction product
- ULE 2013 UL Environment, General Program Instructions, 2013.
- OHSAS 18001 Occupational Health and Safety Management Systems - Requirements
- ISO 14001 Environmental Management Systems - Requirements with guidance for use
- ASME A112.19.2/CSA B45.1 Ceramic Plumbing Fixtures
- ADA Americans with Disabilities Act - Standards for Accessible Design
- ICC/ANSI A117.1 International Code Council - Accessible and Usable Buildings and Facilities