



Barrington™
Pressure Lite® Toilet
K-3554-T

Features

- Vitreous china.
- Elongated bowl
- Equipped with Sloan FLUSHMATE®– Sloan® Valve Company.
- Polished chrome trip lever.
- Tank cover locks
- Rear outlet.
- 12" (305 mm) x 10" (254 mm) water area.
- 4" (102 mm) rough-in.
- Less seat and supply.
- 1.6 gpf (6.0 lpf).
- 31-1/2" (800 mm) x 21-1/4" (540 mm) x 29-1/4" (743 mm).

Optional Accessories

K-4652 Toilet Seat
K-7637 Angle Supply with Stop (single)
K-4652-A Toilet Seat

Components

Product includes:

K-4327 Toilet Bowl
K-4645-T Toilet Tank

Additional included component/s: Tank cover, Trip lever, Floor screws and bolt caps, Bolt cap accessory pack, Tank accessory pack, and Equipped with Sloan FLUSHMATE® – Sloan® Valve Company.



Codes/Standards





ASME A112.19.2/CSA B45.1
DOE - Energy Policy Act 1992

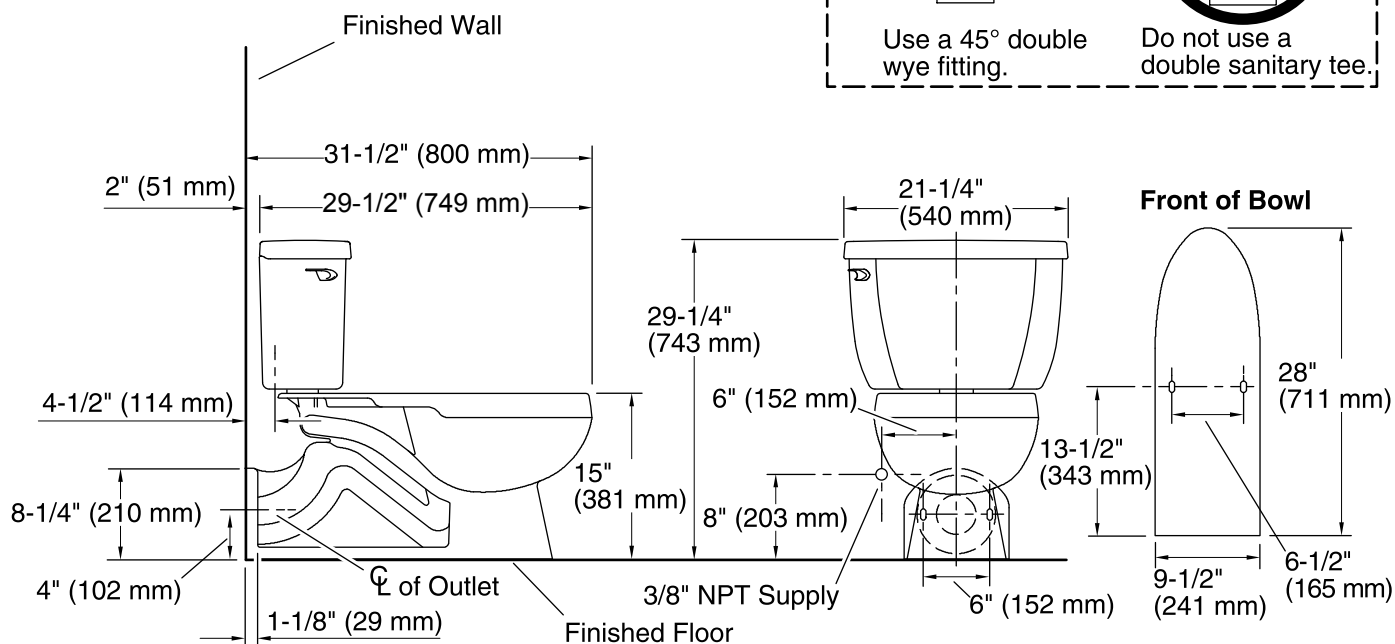

KOHLER® One-Year Limited Warranty

See website for detailed warranty information.

Available Color/Finishes

Color tiles intended for reference only.

| Color | Code | Description |
|--|------|--------------|
|  | 0 | White |
|  | 96 | Biscuit |
|  | 47 | Almond |
|  | 7 | Black Black™ |



Technical Information

All product dimensions are nominal.

| | |
|-----------------------|-----------------------------|
| Toilet type: | Two-piece, Floor-mount |
| Waste Outlet: | Wall |
| Bowl shape: | Elongated front |
| Flush type: | Pressure Assisted |
| Trap passageway: | 2-1/4" (57 mm) |
| Water surface size: | 12" x 10" (305 mm x 254 mm) |
| Rim to water surface: | 7" (178 mm) |
| Rough-in: | 4" (102 mm) |
| Seat-mounting holes: | 5-1/2" (140 mm) |

Fixture Supply Requirements

| | |
|----------------------|--------------------|
| Min static pressure: | 20 psi (137.9 kPa) |
| Max static pressure: | 80 psi (551.6 kPa) |

Notes

Install this product according to the installation instructions.

For back-to-back toilet installations: Use only a 45° double wye fitting.