



Inscribe® Wading Pool®

Drop-in Basement Sink
K-2388

Features

- Kohler® enameled cast iron.
- Drop-in.
- Round basin with a squared bottom.
- Without overflow.
- No faucet holes; requires wall- or counter-mount faucet.
- 16-1/2" (419 mm) diameter

Recommended Accessories

K-9018 P-Trap

K-7124 Pop-Up Clicker Drain



ADA

Codes/Standards

ASME A112.19.1/CSA B45.2

ADA















ICC/ANSI A117.1

KOHLER® Lifetime Limited Warranty for Cast Iron Components

See website for detailed warranty information.

Available Color/Finishes

Color tiles intended for reference only.

Color	Code	Description
	0	White
	FF	Sea Salt™
	96	Biscuit
	47	Almond
	FD	Cane Sugar™
	NY	Dune
	95	Ice™ Grey
	G9	Sandbar
	KC	Vapour™ Blue
	KG	Vapour™ Green
	FT	Basalt
	20	Suede
	KA	Black 'n Tan
	7	Black Black™

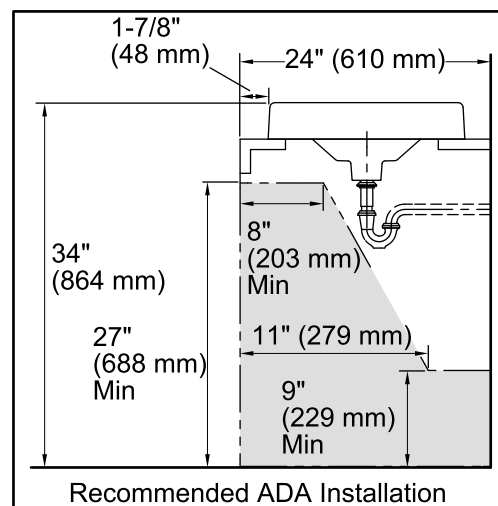
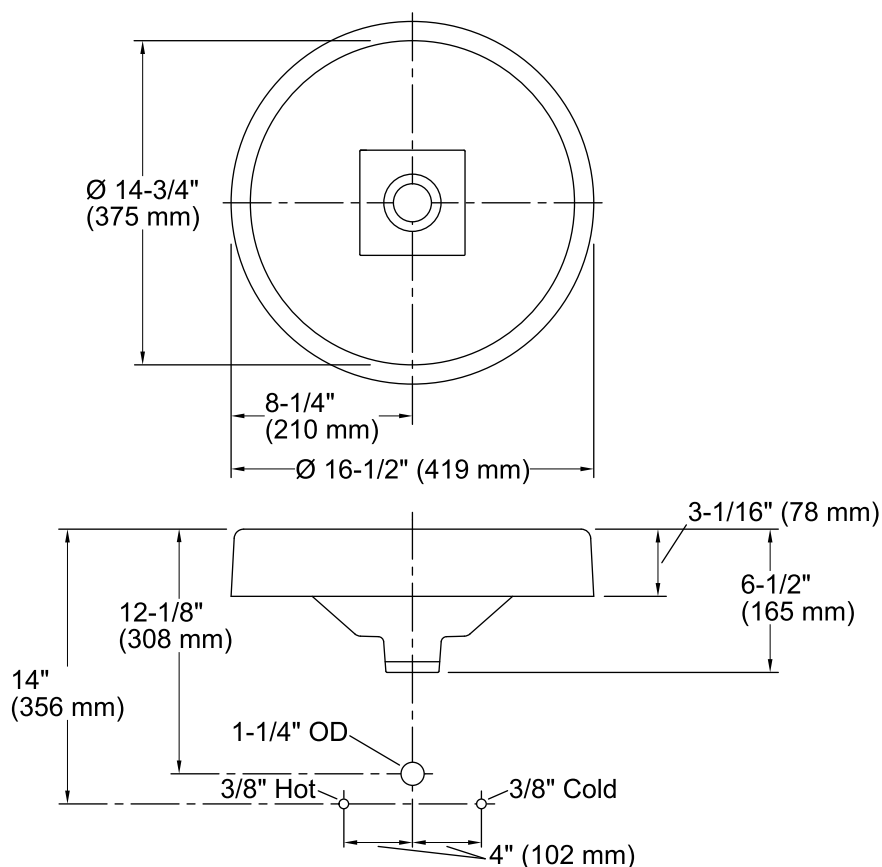
USA/Canada: 1-800-4KOHLER (1-800-456-4537)

Kohler Co. reserves the right to make revisions without notice to product specifications.

For the most current Specification Sheet, go to www.kohler.com.

3-7-2017 06:48

THE BOLD LOOK
OF **KOHLER**®



Technical Information

All product dimensions are nominal.

Bowl configuration: Single

Installation: Drop-In

Bowl area (Only) Diameter: 14-3/4" (375 mm)
Water depth: 4-9/16" (116 mm)

Drain hole: 1-3/4" (44 mm)

Template: 1091072-7, required, included

Notes

Install this product according to the installation instructions.

Product does not have overflow.

NOTICE: The countertop manufacturer or cutter must use the cut-out template provided with the product, or a current cut-out template provided by the Kohler Co. (call 1-800-4KOHLER). Kohler Co. is not responsible for errors when the incorrect cut-out template is used.

The spout must be a minimum of 5" (127 mm) long for adequate clearance into the bathroom sink when installed with the centerline, as shown.

ADA compliant when installed to the specific requirements of these regulations.