



Greenwich™
Wall-Mount Lavatory
K-2030-L

Features

- 8" (203 mm) centers.
- Drilled for concealed arm carrier.
- With hanger.
- With overflow.
- Soap dispenser hole on left.
- 20-3/4" (527 mm) x 18-1/4" (464 mm).

Material

- Vitreous china.

Installation

- Wall-mount

Recommended Accessories

K-8998 P-Trap

Components

Additional included component/s: Hanger (2 Required).



ADA

Codes/Standards

ASME A112.19.2/CSA B45.1

ADA





ICC/ANSI A117.1

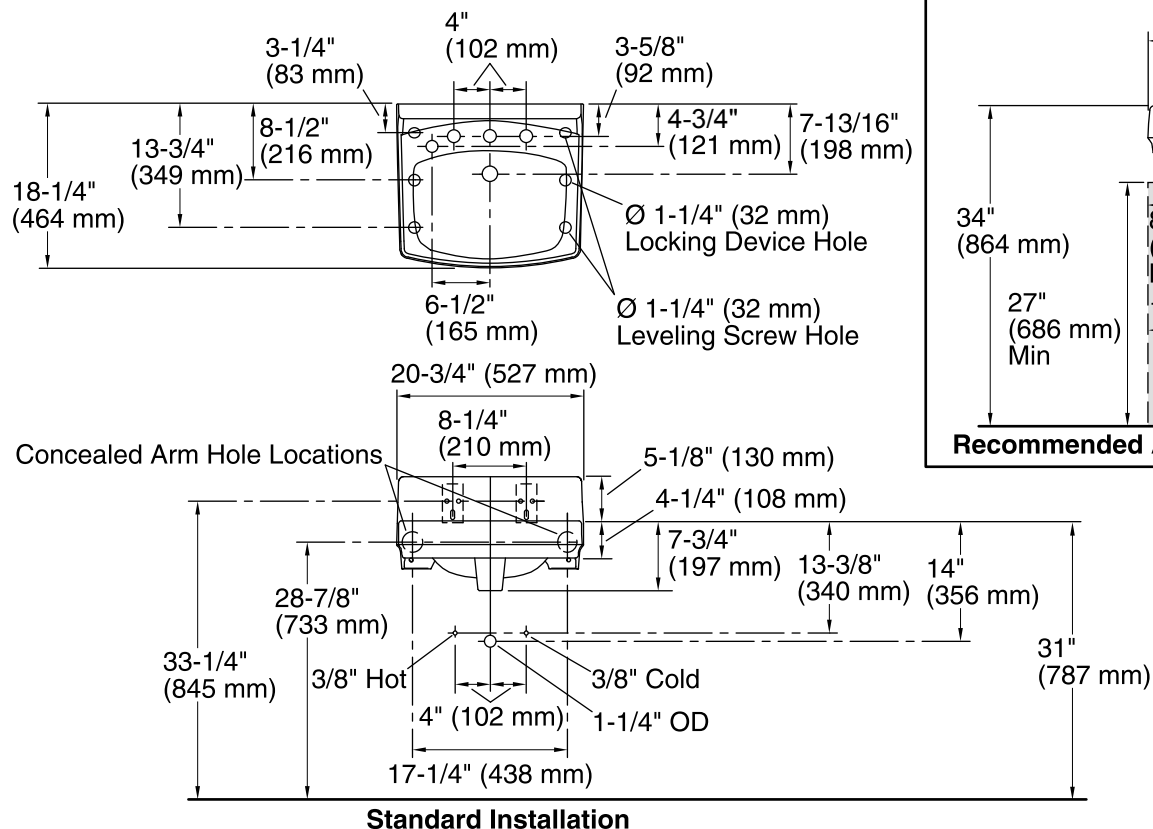
KOHLER® One-Year Limited Warranty

See website for detailed warranty information.

Available Color/Finishes

Color tiles intended for reference only.

| Color | Code | Description |
|--------------------------------------------------------------------------------------|------|--------------|
|  | 0 | White |
|  | 96 | Biscuit |
|  | 47 | Almond |
|  | 7 | Black Black™ |



Technical Information

All product dimensions are nominal.

Bowl configuration: Single

Installation: Wall-mount

Bowl area (Center) Length: 10" (254 mm)
Width: 15" (381 mm)
With overflow: Yes
Water depth: 3-1/4" (83 mm)

Bowl area With overflow: Yes

Number of deck holes: 4

Faucet hole(s): 1-3/8" (35 mm)

Soap/Lotion hole: 1-1/4" (32 mm)

Drain hole: 1-3/4" (44 mm)

Notes

Install this product according to the installation instructions.

ADA compliant when installed to the specific requirements of these regulations.