



Chesapeake™

Wall-Mount Bathroom Sink

K-1722

Features

- Made from premium materials that withstand high-volume usage.
- Constructed of vitreous china.
- 19-1/4" L x 17-1/4" W
- Wall-mount installation.
- Faucet not included.
- Ledge-back
- Includes wall hanger.
- Drilled for concealed arm carrier.

Recommended Accessories

K-8998 P-Trap

Components

Additional included component/s: Hanger.



ADA

Codes/Standards

ASME A112.19.2/CSA B45.1

ADA

ICC/ANSI A117.1

KOHLER® One-Year Limited Warranty

See website for detailed warranty information.

Available Color/Finishes

Color tiles intended for reference only.

| Color | Code | Description |
|-------|------|-------------|
|-------|------|-------------|



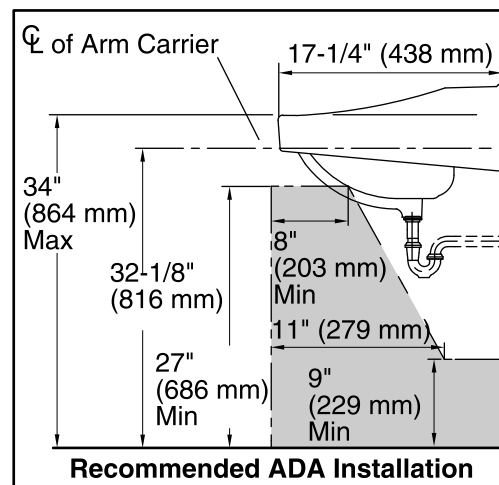
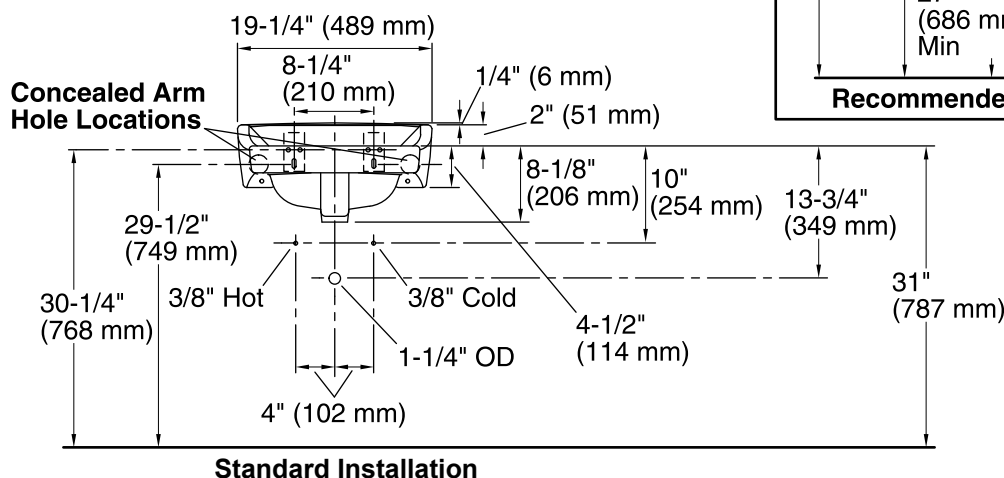
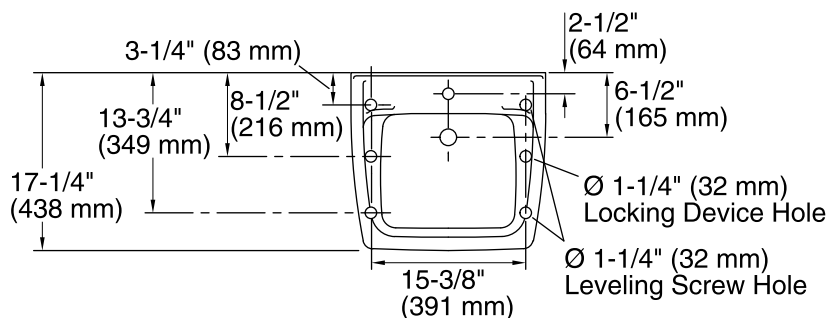
| | |
|---|-------|
| 0 | White |
|---|-------|



| | |
|----|---------|
| 96 | Biscuit |
|----|---------|



| | |
|----|--------|
| 47 | Almond |
|----|--------|



Technical Information

All product dimensions are nominal.

Bowl configuration: Single

Installation: Wall-mount

Bowl area (Only) Length: 14" (356 mm)
Width: 11" (279 mm)
Water depth: 4-7/16" (113 mm)

Number of deck holes: 1

Faucet hole(s): 1-3/8" (35 mm)

Drain hole: 1-3/4" (44 mm)

Notes

Install this product according to the installation instructions.

ADA compliant when installed to the specific requirements of these regulations.