



Pallene®
Above-counter Bathroom Sink
K-14016

Features

- Glass.
- Above-counter.
- No faucet holes; requires wall- or counter-mount faucet.
- Without overflow.
- ADA compliant when installed to a 1" (25 mm) thick slab with wall-mounted or single-hole, single-control faucet.
- 19" (483 mm) diameter

Required Accessories

K-7107 Decorative Drain

or

K-7108 Decorative Drain

or

K-7129 Drain

Components

Additional included component/s: Drain gasket kit.



ADA

Codes/Standards

CSA B45.11/IAPMO Z401

ADA

ICC/ANSI A117.1

KOHLER® One-Year Limited Warranty

See website for detailed warranty information.

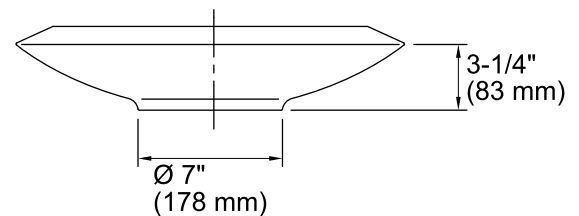
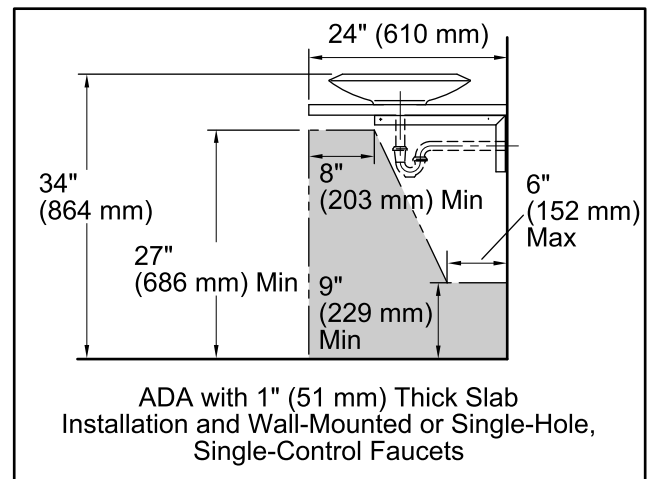
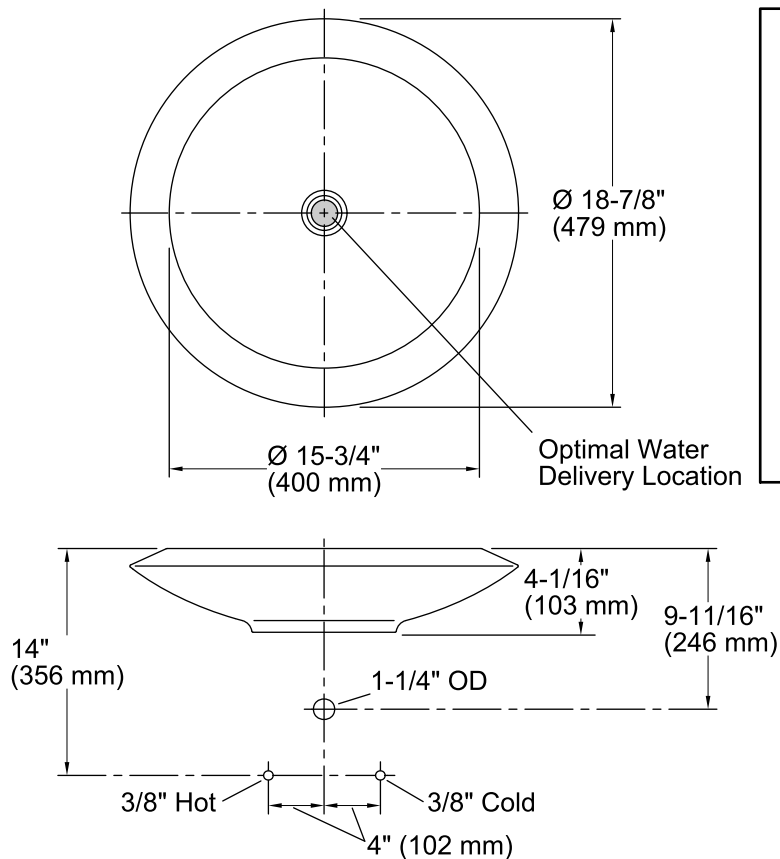
Available Color/Finishes

Color tiles intended for reference only.

Color	Code	Description
-------	------	-------------



B11	Ice
-----	-----



Technical Information

All product dimensions are nominal.

Bowl configuration: Single

Installation: Above-counter

Bowl area (Only) Diameter: 15-3/4" (400 mm)
Water depth: 3-1/2" (89 mm)

Drain hole: 1-5/8" (41 mm)

Notes

Install this product according to the installation instructions.

Product does not have an overflow.

ADA compliant when installed to the specific requirements of these regulations.