

## Features

- Ceramic disc valves exceed industry longevity standards, ensuring durable performance for life.
- ProMotion® technology's light, quiet braided hose and swiveling ball joint make the pull-out sprayhead easier and more comfortable to use.
- MasterClean™ sprayface features an easy-to-clean surface that withstands mineral buildup.
- High-arch spout offers superior clearance for filling pots and cleaning.
- Single lever handle is simple to use and makes adjusting water temperature easy.
- Temperature memory allows faucet to be turned on and off at the temperature set during prior usage.
- 1.5 gal/min (5.7 l/min) maximum flow rate [max at 60 psi (4.14 bar)]

## Material

- Premium metal construction.
- KOHLER finishes resist corrosion and tarnishing.

## Installation

- Single- or three-hole installation (escutcheon included).
- Three-function pull-out sprayhead with touch-control allows you to switch between spray, aerated flow, and pause.



**ADA** **CSA B651**

## Codes/Standards



ASME A112.18.1/CSA B125.1  
DOE - Energy Policy Act 1992  
ADA  
ICC/ANSI A117.1  
CSA B651

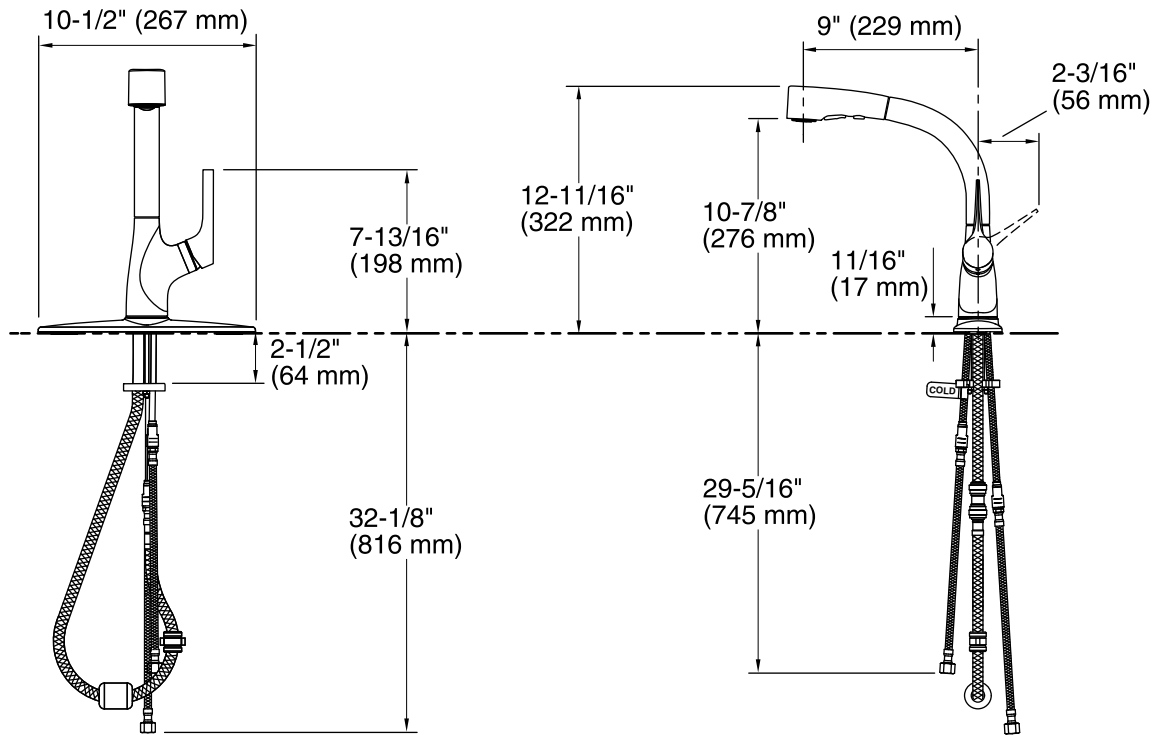
## KOHLER® Faucet Lifetime Limited Warranty

See website for detailed warranty information.

## Available Color/Finishes

*Color tiles intended for reference only.*

Color	Code	Description
	CP	Polished Chrome
	VS	Vibrant® Stainless



## Technical Information

All product dimensions are nominal.

### Faucet:

Flow rate: 1.5 gal/min (5.7 l/min)

Pressure: 60 psi (4.1 bar)

## Notes

Install this product according to the installation guide.

ADA, CSA B651 compliant when installed to the specific requirements of these regulations.