

Features

- Brass construction.
- One-piece, self-contained ceramic disc valve allows both volume and temperature control.
- Temperature memory allows faucet to be turned on and off at any temperature setting.
- High-temperature limit setting for added safety.
- Single-hole mounting.
- ADA compliant lever handles.
- Flexible connections for easy installation.
- 360° swivel spout with 9"(229 mm) clearance.
- Quarter-turn washerless ceramic disc valve for filtered water.
- Separate lever handle and filtration inlet hose for cold filtered water.
- Contemporary European styling.
- Flexible supplies.
- 2.0 gal/min (7.6 l/min) maximum flow rate [max at 60 psi (4.14 bar)].

Recommended Accessories

K- 200 Water Filtration System



ADA

Codes/Standards



ASME A112.18.1/CSA B125.1
NSF 61
NSF 372
DOE - Energy Policy Act 1992
ADA
ICC/ANSI A117.1
All applicable US Federal and State material regulations

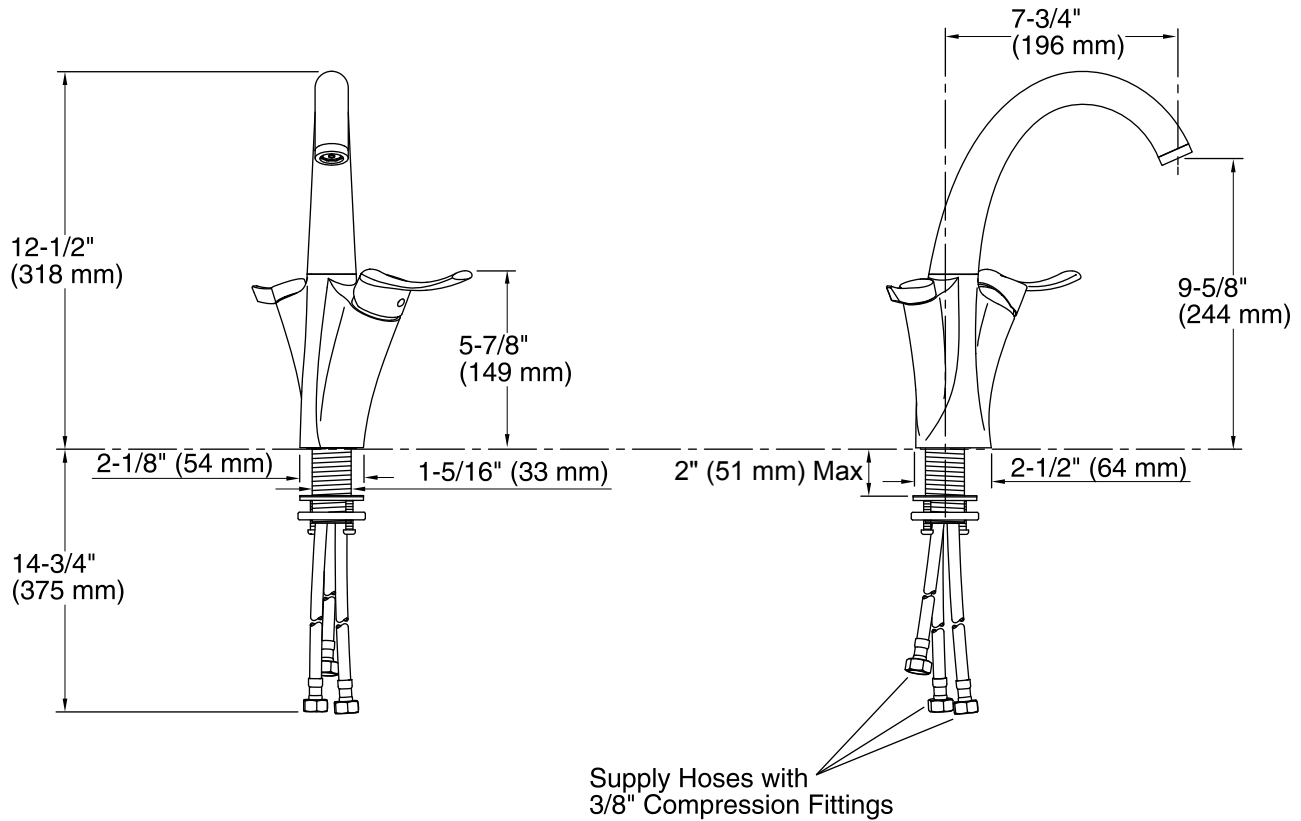
KOHLER® Water Filter Systems - Five-Year Limited Warranty

See website for detailed warranty information.

Available Color/Finishes

Color tiles intended for reference only.

Color	Code	Description
	CP	Polished Chrome
	VS	Vibrant® Stainless



Technical Information

All product dimensions are nominal.

Spout reach: 7-3/4" (197 mm)

Faucet:

Flow rate: 2.2 gal/min (8.3 l/min)

Pressure: 60 psi (4.1 bar)

Notes

Install this product according to the installation guide.

This product is not for use with instant hot water systems.

ADA compliant when installed to the specific requirements of these regulations.