



**Gilford™**  
Wall-/top-mount single-bowl kitchen sink  
**K-12701**

### Features

- Fits minimum 24" (610 mm) apron sink base cabinet.
- Single bowl.
- 8-5/8" depth.
- Integral apron and backsplash.
- Two faucet holes.
- Requires K-1814-P and service part 63001 for wall-mount installation (sold separately).

### Material

- Vitreous china.

### Installation

- Wall-mount or top-mount apron-front.

### Required Products/Accessories

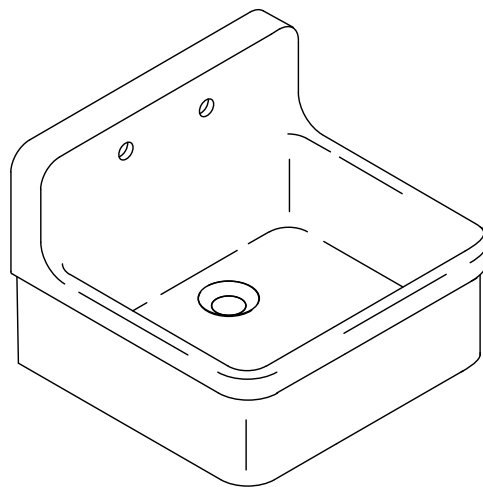
K-1814-P Wall-Mount Sink Brackets  
63001

### Recommended Products/Accessories

K-6539 Drainboard with Sink Rack  
K-23726 Drain treatment  
K-23725 Cast iron cleaner  
K-8820 Sink Drain and Strainer

### Optional Products/Accessories

K-6013 Sink Rack  
K-8803 Manual Sink Basket Strainer  
K-8804 Sink drain body with tailpiece  
K-8813 Stainless steel sink drain and strainer with tailpiece  
K-8814 Stainless steel sink drain and strainer  
K-8807 Sink drain and strainer with tailpiece  
K-11352 Disposal Flange with Stopper  
K-9000 P-Trap



### Codes/Standards



ASME A112.19.2/CSA B45.1

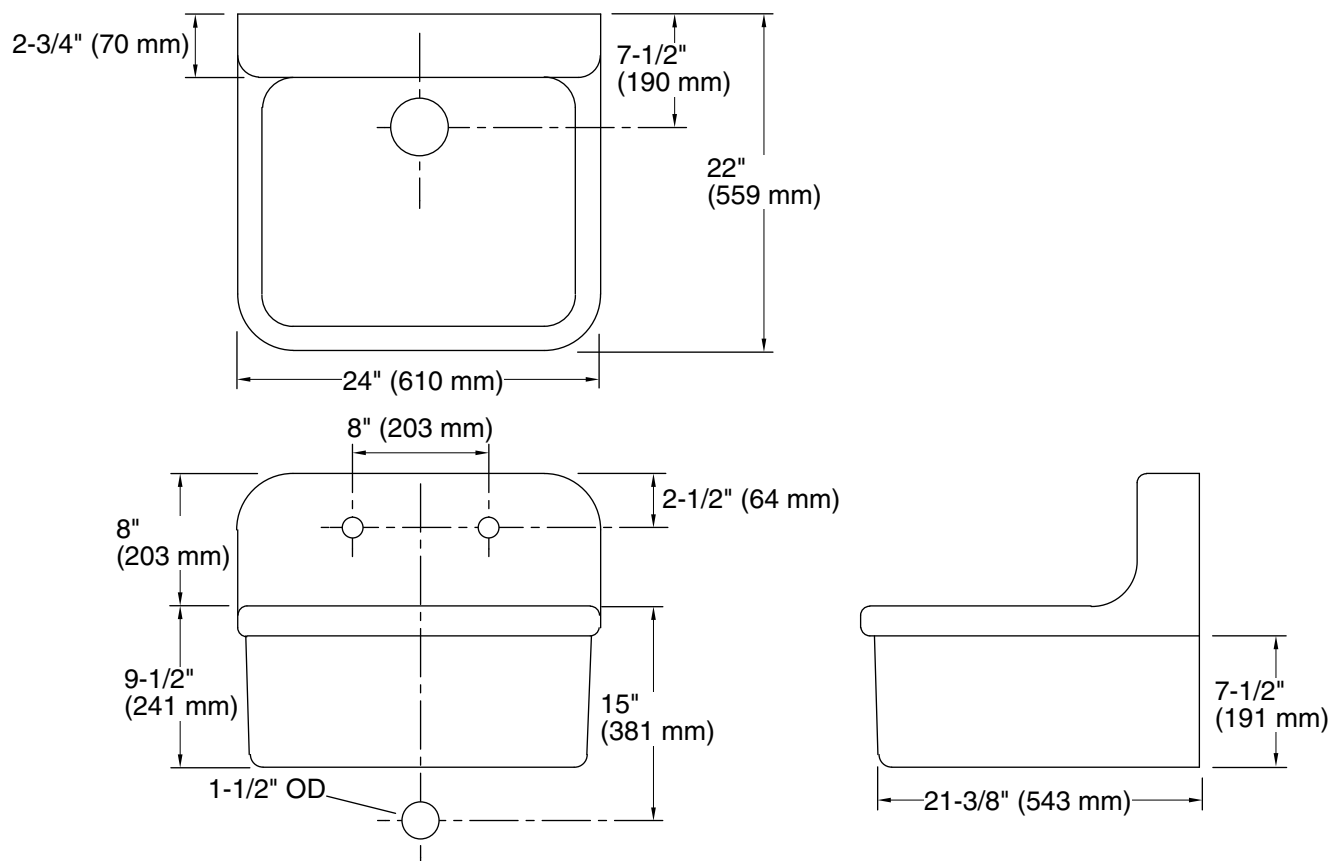
### KOHLER® One-Year Limited Warranty

See website for detailed warranty information.

### Available Colors/Finishes

*Color tiles intended for reference only.*

Color	Code	Description
	0	White
	96	Biscuit



#### Technical Information

All product dimensions are nominal.

Installation: Top-mount  
Min. base cabinet width: 24" (610 mm)

Bowl area: Bowl depth: 8-5/8" (219 mm)

Number of deck holes: 2

Faucet hole(s): 1-3/8" (35 mm)

Drain hole: 3-5/8" (92 mm)

#### Notes

Install this product according to the installation instructions.