



Sunward®

5' BubbleMassage™ Bath

K-1162-G



Features

- End drain.
- Integral lumbar support and armrests for comfort.

Hydrotherapy

- 120 BubbleMassage™ airjets.
- Zones of Control feature allows you to target massage to back, midsection, or feet.
- Automatic purge cycles remove residual water from air channels after use.
- Built-in 300 W heater.
- Lighted keypad control.

Installation

- Drop-in

Recommended Accessories

K-11677 Bath Drain
K-576 Under-mount Install Kit
K-24916 Wireless Music Kit
K-1446 Remote Installation Kit
K-1491 Bath/Whirlpool Pillow
K-1601 Bath/Whirlpool Footstop
K-7213 27" Cable Bath Drain
K-7214 27" Cable Bath Drain
K-7265 Clearflo Bath Drain
K-9497 2-1/2" Keypad Trim
K-37382 45" Rough-in Cable Bath Drain



Codes/Standards




ASME A112.19.7/CSA B45.10
CSA B45.5/IAPMO Z124
ASTM E162
UL 1795
Greenguard UL 2818 - Gold
CARB P2

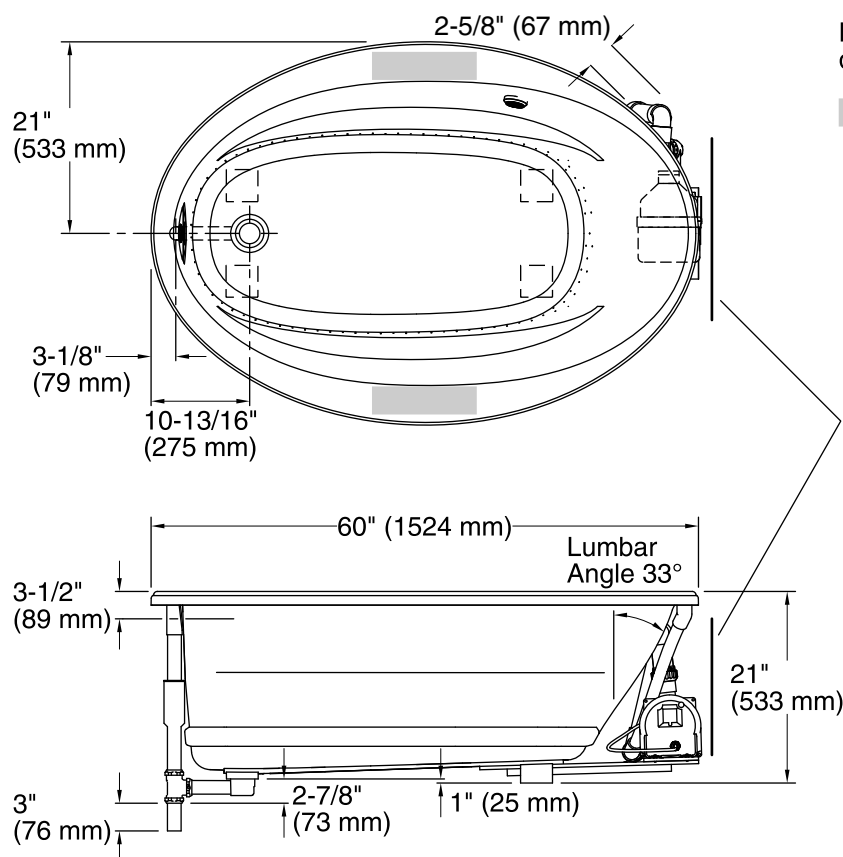
KOHLER® One-Year Limited Warranty

See website for detailed warranty information.

Available Color/Finishes

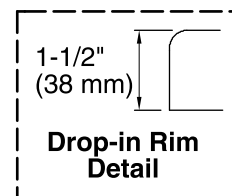
Color tiles intended for reference only.

Color	Code	Description
	0	White
	96	Biscuit
	47	Almond

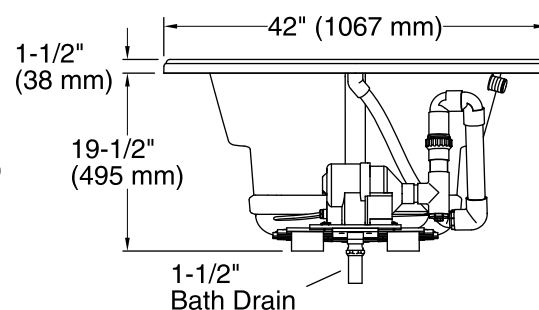


No change in measurements if connected with drain illustrated. (K-11677)

Recommended faucet area



Blower/Control Access
20" (508 mm) W x 15" (381 mm) H Min



Required Electrical Service

One dedicated circuit required, protected with Class A Ground-Fault Circuit-Interrupter (GFCI) or Residual Current Device (RCD).

Blower: 120 V, 15 A, 60 Hz

Technical Information

All product dimensions are nominal.

Installation: Drop-in
Drain location: End
Basin area, bottom: 43" x 21-9/16" (1092 mm x 548 mm)
Basin area, top: 53-1/2" x 32-1/8" (1359 mm x 816 mm)
Weight: 110 lbs (49.9 kg)
Minimum floor load: 35 lbs/ft² (170.9 kg/m²)
Water depth: 15" (381 mm)
Water capacity: 57 gal (215.8 L)
Template: Drop-in, 1042556-7, required, included
Electrical component rating: Blower: 120 V, 10 A, 60 Hz, 300 W

Notes

Measure your actual product for rough-in details.

Install this product according to the installation instructions.

The hot water supply should be 70% of the capacity of the bath or greater. Installations will vary.

Provide one grounded electrical outlet within 24" (610 mm) of each component.

Remote blower installation kit is available for relocating the blower. Provide access for servicing the blower.

Do not relocate or alter the PVC tee or coiled flexible tubing connected to the blower. Follow the blower relocation instructions exactly.