



Chesapeake™

Wall-Mount Bathroom Sink

K-1723

Features

- Ledge-back
- With hanger.
- With overflow.
- Drilled for concealed carrier arm.
- 8 " (203 mm) centers.
- 20 " (508 mm) x 18-1/4 " (464 mm)

Material

- Vitreous china.

Installation

- Wall-mount installation.

Optional Accessories

K-8998 P-Trap

Components

Additional included component/s: Hanger (2 Required).



ADA

Codes/Standards

ASME A112.19.2/CSA B45.1

ADA




ICC/ANSI A117.1

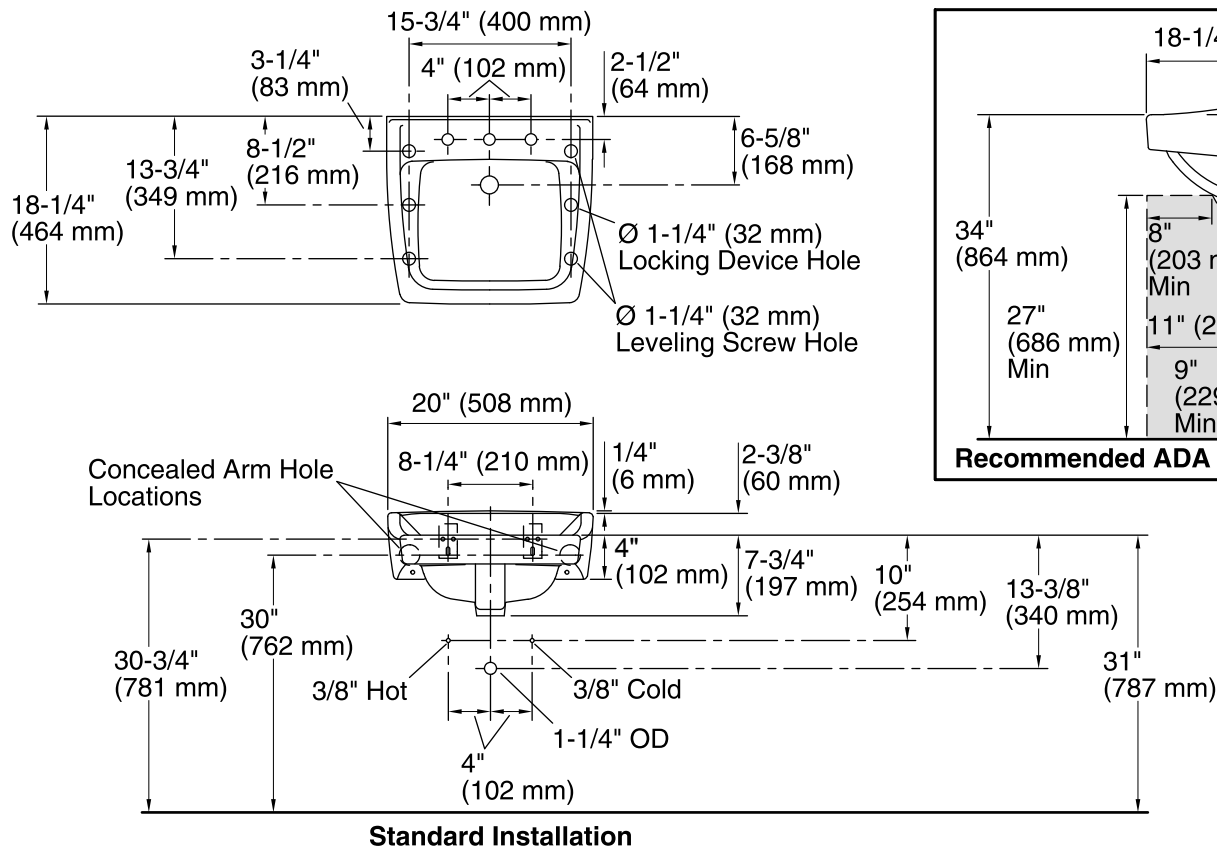
See website for detailed warranty information.

Available Color/Finishes

Color tiles intended for reference only.

Color	Code	Description
-------	------	-------------

	0	White
	96	Biscuit
	47	Almond



Technical Information

All product dimensions are nominal.

Bowl configuration: Single

Installation: Wall-mount

Bowl area (Only) Length: 14" (356 mm)

Width: 12" (305 mm)

With overflow: Yes

Water depth: 4-7/8" (124 mm)

Bowl area With overflow: Yes

Number of deck holes: 3

Faucet hole(s): 1-3/8" (35 mm)

Drain hole: 1-3/4" (44 mm)

Notes

Install this product according to the installation instructions.

ADA compliant when installed to the specific requirements of these regulations.