



#### Features

- End drain.
- Integral lumbar support.
- Coordinates with other products in the Bancroft® collection.
- 65-7/8" (1673 mm) x 41-3/4" (1060 mm) x 22" (559 mm)

#### Material

- Acrylic

#### Installation

- Drop-in

#### Recommended Accessories

- K-7161-AF Bath Drain
- K-24916 Wireless Music Kit
- K-1491 Bath/Whirlpool Pillow
- K-7265 Clearflo Bath Drain
- K-37382 45" Rough-in Cable Bath Drain



#### Codes/Standards

- CSA B45.5/IAPMO Z124
- ASTM E162
- ASTM E662
- UL 1795
- Greenguard UL 2818 - Gold
- CARB P2






#### KOHLER® One-Year Limited Warranty

See website for detailed warranty information.

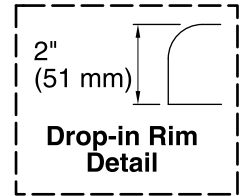
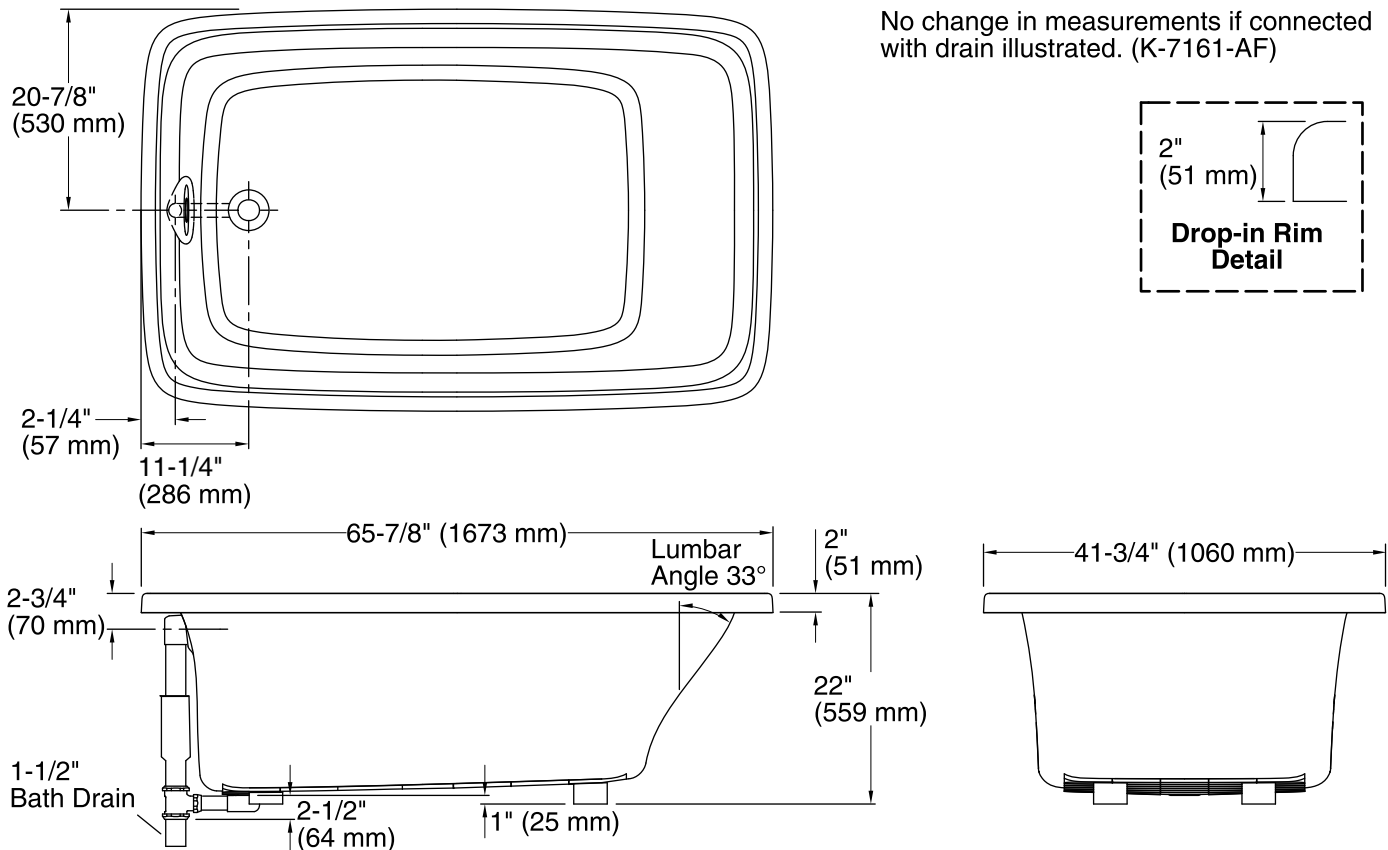
#### Available Color/Finishes

*Color tiles intended for reference only.*

Color	Code	Description
-------	------	-------------

	0	White
	96	Biscuit
	47	Almond
	NY	Dune
	G9	Sandbar

No change in measurements if connected with drain illustrated. (K-7161-AF)



### Technical Information

All product dimensions are nominal.

Installation:	Drop-in
Drain location:	End
Basin area, bottom:	46" x 30" (1168 mm x 762 mm)
Basin area, top:	57" x 34" (1448 mm x 864 mm)
Weight:	80 lbs (36.3 kg)
Minimum floor load:	47 lbs/ft <sup>2</sup> (229.5 kg/m <sup>2</sup> )
Water depth:	16" (406 mm)
Water capacity:	95 gal (359.6 L)
Template:	Drop-in, 1043292-7, required, included

### Notes

Measure your actual product for rough-in details.

Install this product according to the installation instructions.

The hot water supply should be 70% of the capacity of the bath or greater. Installations will vary.