



Birthday Bath®

6' Bath
K-100

Features

- End drain.
- Integral lumbar support.
- 72" (1829 mm) x 37-1/2" (953 mm) x 21-1/2" (546 mm)

Material

- Cast iron with Safeguard® finish.

Installation

- Freestanding

Required Accessories

K-102 Antique Ball and Claw Legs
K-106 Chain and Rubber Stopper Bath Drain
110
K-127

Recommended Accessories

K-1491 Bath/Whirlpool Pillow
K-1601 Bath/Whirlpool Footstop



Codes/Standards

ASME A112.19.1/CSA B45.2
ASTM F462
ASTM F462



KOHLER® Lifetime Limited Warranty for Cast Iron Components

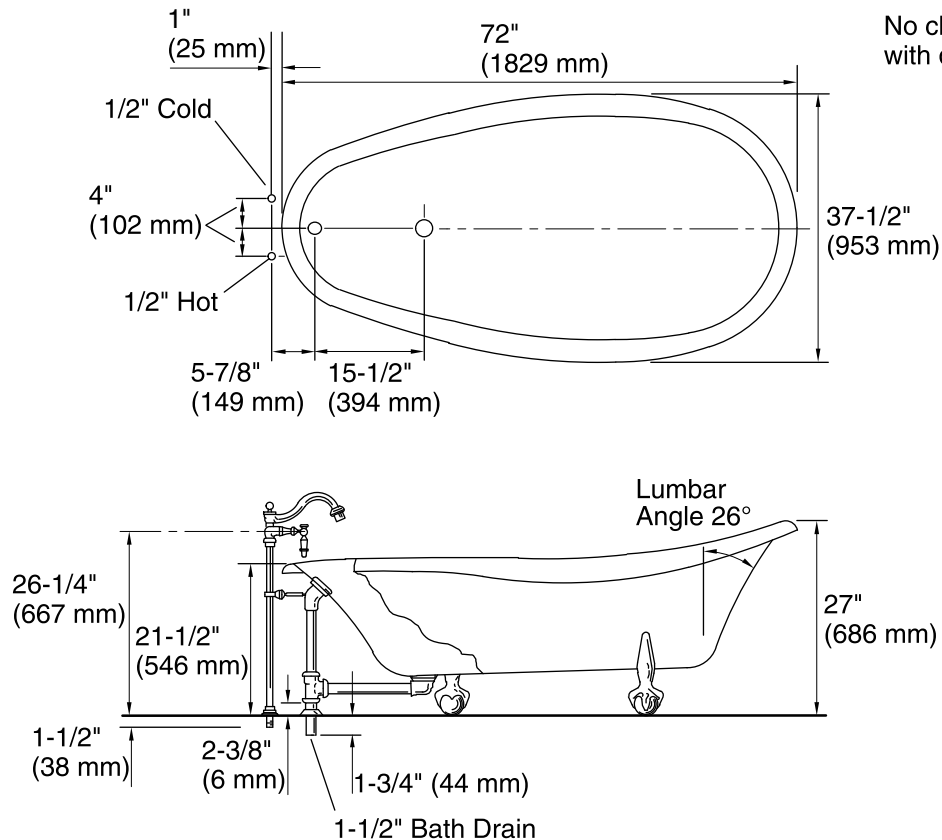
See website for detailed warranty information.

Available Color/Finishes

Color tiles intended for reference only.

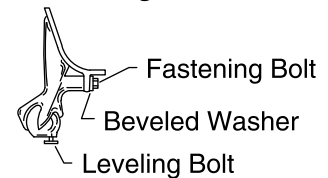
Color	Code	Description
-------	------	-------------

	0	White
	96	Biscuit



No change in measurements if connected with drain illustrated. (K-106)

Leg Detail



Technical Information

All product dimensions are nominal.

Installation:	Freestanding
Drain location:	End
Basin area, bottom:	43" x 21" (1092 mm x 533 mm)
Basin area, top:	67" x 31" (1702 mm x 787 mm)
Weight:	430 lbs (195 kg)
Minimum floor load:	47 lbs/ft² (229.5 kg/m²)
Water depth:	11-1/8" (283 mm)
Water capacity:	50 gal (189.3 L)

Notes

Measure your actual product for rough-in details.

Install this product according to the installation instructions.

The hot water supply should be 70% of the capacity of the bath or greater. Installations will vary.