

### Features

- Air-induction technology maximizes the air/water mix for a powerful, even flow
- Optimized sprayface with 48 nozzles delivers a more focused coverage
- Ergonomic sprayhead pivots to allow precise adjustment for targeted hydromassage
- MasterClean™ sprayface features an easy-to-clean surface that withstands mineral buildup
- 1.75 gpm (6.6 lpm) maximum flow rate
- Requires K-8593 or K-9514 shower hose (sold separately)
- Coordinates with other products in the Artifacts collection

### Installation

- Bracket or slidebar required for wall-mount installation
- Deck-mount holder required for deck-mount installation

### Water Conservation & Rebates

- This product can help a building earn Water Efficiency points in LEED™ Green Building Rating System



### Codes/Standards






ASME A112.18.1/CSA B125.1  
DOE - Energy Policy Act 1992  
EPA WaterSense™  
California Energy Commission (CEC)

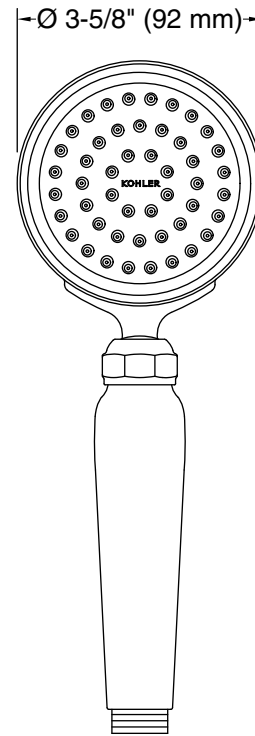
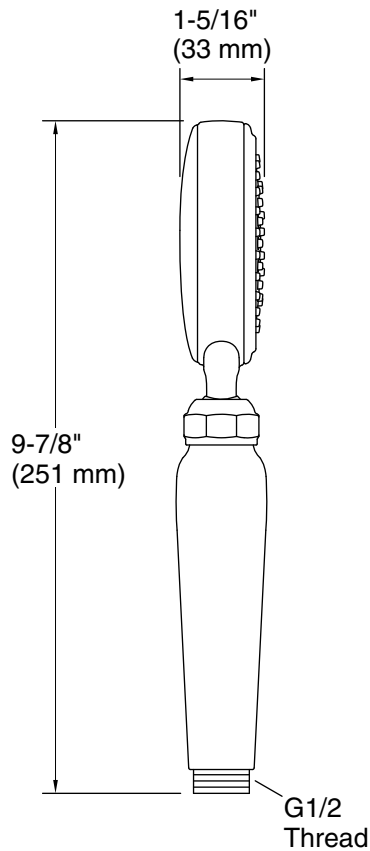
### KOHLER® Faucet Lifetime Limited Warranty

See website for detailed warranty information.

### Available Colors/Finishes

*Color tiles intended for reference only.*

Color	Code	Description
	CP	Polished Chrome
	SN	Vibrant™ Polished Nickel
	BN	Vibrant™ Brushed Nickel
	BV	Vibrant™ Brushed Bronze
	2MB	Vibrant™ Brushed Moderne Brass



### Technical Information

All product dimensions are nominal.

#### Handshower:

Rated maximum flow:	1.75 gal/min (6.6 l/min)
Pressure:	45 psi (3.1 bar)

### Notes

Install this product according to the installation instructions.

Plumbing codes require an atmospheric vacuum breaker (such as Kohler Model K-9660) be installed in-line with handshowers. Please consult with local plumbing officials.