



Features

- End drain.
- Two-piece design.
- Integral lumbar support and armrests for comfort.
- Slotted overflow for maximum bathing depth.
- Textured bottom surface.
- 61-3/4" (1568 mm) x 31-3/4" (806mm) x 22" (559 mm)

Material

- Acrylic

Installation

- Freestanding

Required Accessories

K-7271 Brass Slotted Overflow Bath Drain

or

K-7272 PVC Slotted Overflow Bath Drain

Recommended Accessories

K-24916 Wireless Music Kit



Codes/Standards

CSA B45.5/IAPMO Z124

Greenguard UL 2818 - Gold






CARB P2

KOHLER® One-Year Limited Warranty


See website for detailed warranty information.

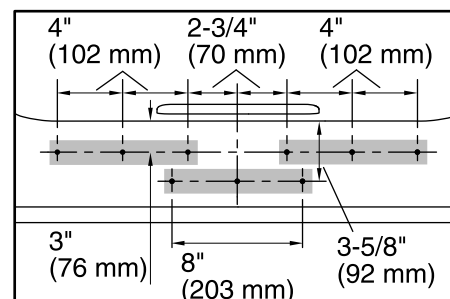
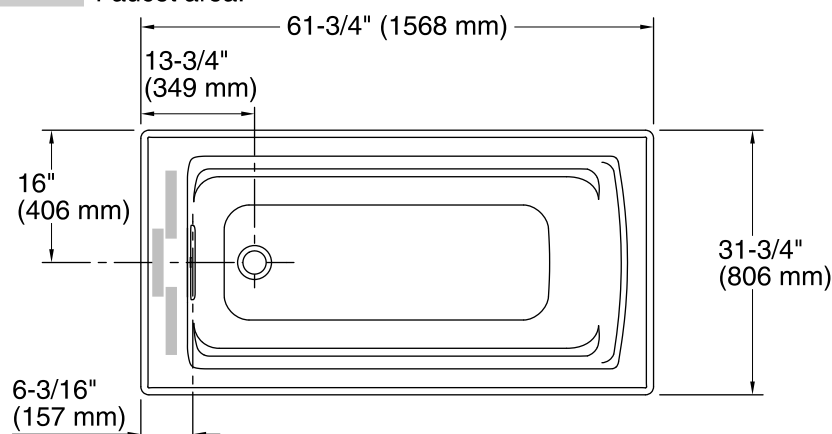
Available Color/Finishes

Color tiles intended for reference only.


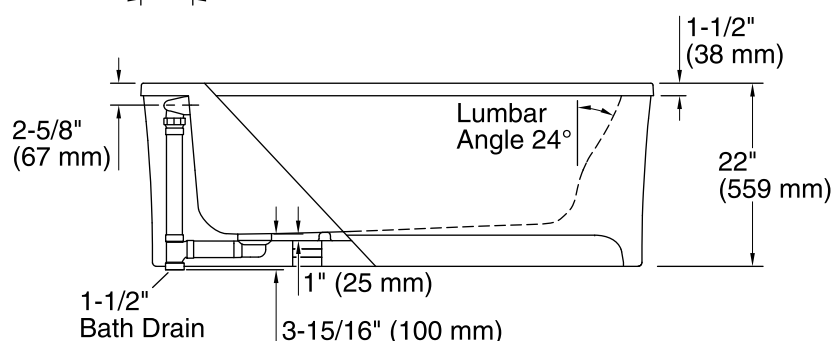
Color	Code	Description
	0	White
	96	Biscuit
	47	Almond
	NY	Dune
	G9	Sandbar

No change in measurements if connected with drain illustrated. (K-7272)

 Faucet area.



**Faucet Hole Locations
(For KOHLER® Brand Only)**



Technical Information

All product dimensions are nominal.

Installation:	Freestanding
Drain location:	End
Basin area, bottom:	45-1/8" x 19-11/16" (1147 mm x 500 mm)
Basin area, top:	52-3/4" x 25-5/16" (1339 mm x 643 mm)
Weight:	151 lbs (68.5 kg)
Minimum floor load:	42.8 lbs/ft ² (209 kg/m ²)
Water depth:	15-1/16" (383 mm)
Water capacity:	58 gal (219.6 L)
Template:	Footprint, 1265460, not required, not included

Notes

Measure your actual product for rough-in details.

Install this product according to the installation instructions.

The hot water supply should be 70% of the capacity of the bath or greater. Installations will vary.

This bath is designed for freestanding installation only.