



300177 AP
Finish: Antique Pewter
Glass: Satin Etched
Blades: Dark Cherry

52"

FREZNO™

To view this fan without
the downlight, go
to KICHLER.com



300177 OZ
Finish: Olde Bronze®
Glass: Umber Etched
Blades: Walnut



300177 WH
Finish: Powder Coat White
Glass: Satin Etched
Blades: Powder Coat White

OPTIONAL CONTROLS



337001WH
3370039MUL
337010WH/IV/ALM
337011WH/IV/ALM
337012WH/IV/ALM
370032MUL

337214

COOLTOUCH™ CONTROL SYSTEM – BASIC

See page 320-322 for more information



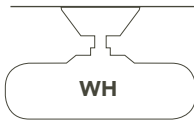
INCLUDED CONTROL

PULL CHAIN

- ★ 3 Forward Speeds
- ★ Manual Reverse



BLADE SPECS

Fan Finish	Blade Finish	Part No.
 <p>AP Antique Pewter</p>	Cherry	FB300177AP
	Dark Cherry	FB300177AP
 <p>OZ Olde Bronze®</p>	Cherry	FB300177OZ
	Walnut	FB300177OZ
 <p>WH White</p>	White	FB300177WH

INCLUDED

- ★ **BLADES** (5) Included ★ 12° Pitch ★ 52" Sweep Reversible ★ Wood veneer
- ★ **DOWNRODS** 4" Downrod with 1" (O.D.)
- ★ **DOWNLIGHT** Removable. Uses (3) E-12 60-W B-8 Lamps
- ★ **DOWNLIGHT GLASS** Satin Etched or Umber Etched
- ★ **OPTIONAL DOWNLIGHT** Accessory Light Kits Available, see pages 298-311
- ★ **UPLIGHT** N/A ★ **UPLIGHT GLASS** N/A
- ★ **LOW CEILING ADAPTABLE** No

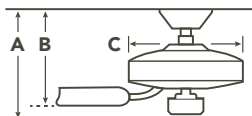
FAN SPECS

- ★ **MOUNTING SLOPE – PITCH** 30° or 7/12
- ★ **LEAD WIRE** 78" ★ **cUL LISTED** Indoor
- ★ **HANGING WEIGHT** 24.20
- ★ **WARRANTY** Limited Lifetime

MOTOR SPECS

- ★ **MOTOR SIZE/ TYPE** 172mm x 14mm, AC
- ★ **AMPS** 0.49 on High ★ **RPM** 176 on High
- ★ **ENERGY STAR** N/A

HANGING MEASUREMENTS



WITH 4" DOWNROD
A - 17.75" B - 11.00" C - 11.00"

AIRFLOW	POWER USAGE	AIRFLOW EFFICIENCY
4648 Cubic Ft. Per Minute on High	59 Watts on High (Excludes Lights)	78 Cubic Ft. Per Minute Per Watt

