



52"

CATES™

To view this fan without the downlight, go to KICHLER.com

300162 AW
Finish: Aged White
Glass: Etched
Blades: Aged White



300162 TZP
Finish: Tannery Bronze™ Powder Coat
Glass: Etched
Blades: Walnut



300162 DBK
Finish: Distressed Black
Glass: Etched
Blades: Walnut



300162 WSP
Finish: Weathered Steel Powder Coat
Glass: Etched
Blades: Teak



OPTIONAL CONTROLS



370039MUL
337010WH/IV/ALM
337011WH/IV/ALM
337012WH/IV/ALM
370032MUL

337214

COOLTOUCH™ CONTROL SYSTEM – BASIC






See page 320-322 for more information

INCLUDED CONTROL



PULL CHAIN
3 Forward Speeds
Manual Reverse

BLADE SPECS

Fan Finish	Blade Finish	Part No.
 Aged White	 Aged White	FB300162AW
 Distressed Black	 Walnut Shadowed	FB300162DBK
 Tannery Bronze™ Powder Coat	 Walnut Shadowed	FB300162TZP
 Weathered Steel Powder Coat	 Teak Shadowed	FB300162WSP

INCLUDED

- ★ **BLADES** (5) Included ★ 13° Pitch ★ 52" Sweep Non-Reversible ★ ABS
- ★ **DOWNRODS** 4" Downrod with 1" (O.D.)
- ★ **DOWNLIGHT** Removable. Uses (3) E-12 40-W B-8 Lamps
- ★ **DOWNLIGHT GLASS** Etched Glass
- ★ **OPTIONAL DOWNLIGHT** N/A
- ★ **UPLIGHT** N/A ★ **UPLIGHT GLASS** N/A
- ★ **LOW CEILING ADAPTABLE** No

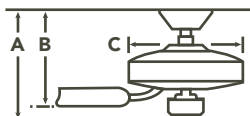
FAN SPECS

- ★ **MOUNTING SLOPE – PITCH** 30° or 7/12
- ★ **LEAD WIRE** 78" ★ **cUL LISTED** Wet
- ★ **HANGING WEIGHT** 27.50
- ★ **WARRANTY** Limited Lifetime

MOTOR SPECS

- ★ **MOTOR SIZE/ TYPE** 172mm x 17mm, AC
- ★ **AMPS** 0.49 on High ★ **RPM** 157 on High
- ★ **ENERGY STAR** N/A

HANGING MEASUREMENTS



WITH 4" DOWNROD
A - 19.25" B - 12.00" C - 10.00"

AIRFLOW	POWER USAGE	AIRFLOW EFFICIENCY
4177 Cubic Ft. Per Minute on High	57 Watts on High (Excludes Lights)	73 Cubic Ft. Per Minute Per Watt

