

# 52"

## BASICS PATIO



**401 NI**  
Finish: Brushed Nickel  
Blades: Brown

### INCLUDED CONTROL

- ★ **PULL CHAIN**  
3 Speeds  
Forward & Reverse

### INCLUDED

- ★ **BLADES** (5) Included ★ 12° Pitch ★ 52" Sweep  
Non-Reversible ★ ABS
- ★ **DOWNRODS** 4" Downrod with .75" (O.D.) Non-Threaded
- ★ **DOWNLIGHT** N/A
- ★ **DOWNLIGHT GLASS** N/A
- ★ **OPTIONAL DOWNLIGHT** Available, see pages 311, 314, 315
- ★ **UPLIGHT** N/A ★ **UPLIGHT GLASS** N/A
- ★ **LOW CEILING ADAPTABLE** Yes, Flush Mount Canopy Included
- ★ **CONTROL** Pull Chain

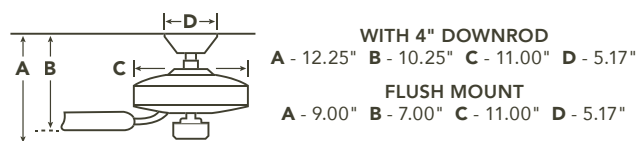
### FAN SPECS

- ★ **MOUNTING SLOPE – PITCH** 30° or 7/12
- ★ **LEAD WIRE** 78" ★ **UL LISTED** Damp
- ★ **HANGING WEIGHT** 15.63 lbs.
- ★ **WARRANTY** Limited Lifetime

### MOTOR SPECS

- ★ **MOTOR SIZE/ TYPE** 153mm x 13mm, AC
- ★ **AMPS** 0.49 on High ★ **RPM** 175 on High
- ★ **ENERGY STAR** N/A

### HANGING MEASUREMENTS



#### AIRFLOW

**4687**  
Cubic Ft. Per  
Minute on High

#### POWER USAGE

**59**  
Watts on High  
(Excludes Lights)

#### AIRFLOW EFFICIENCY

**80**  
Cubic Ft. Per  
Minute Per Watt

### OPTIONAL CONTROLS







**370039MUL**

#### **337214** **COOLTOUCH™ CONTROL SYSTEM – BASIC**

See page 326 for more information.

NOTE: Receiver is WET rated.  
Transmitter for indoor use.

### BLADE SPECS

Fan Finish	Blade Finish	Part No.
 <b>NI</b> Brushed Nickel	 Brown FB401NI	
 <b>SBK</b> Satin Black	 Satin Natural Black FB401SBK	
 <b>SNB</b> Satin Natural Bronze	 Brown FB401SNB	
 <b>WH</b> White	 White FB401WH	