

337015 NI
Finish: Brushed Nickel
Blades: Brushed Nickel

56"
INDUSTRIAL

337015 SBK
Finish: Satin Black
Blades: Satin Black

337015 WH
Finish: White
Blades: White



OPTIONAL CONTROLS



4 SPEED ROTARY WALL CONTROL

- ★ Controls multiple fans

370040

See page 329 or more information

OPTIONAL CONTROLS



4 SPEED FAN SLIDE CONTROL

- ★ Controls multiple fans

337012ALM, 337012IV, 337012WH

See page 329 or more information

INCLUDED

- ★ **BLADES** (3) Included ★ 21° Pitch ★ 56" Sweep Non-Reversible ★ Steel
- ★ **DOWNRODS** 12" Downrod with 1" (O.D.)
- ★ **DOWNLIGHT** N/A
- ★ **DOWNLIGHT GLASS** N/A
- ★ **OPTIONAL DOWNLIGHT** N/A
- ★ **UPLIGHT** N/A ★ **UPLIGHT GLASS** N/A
- ★ **LOW CEILING ADAPTABLE** No
- ★ **CONTROL** Not Included, Optional

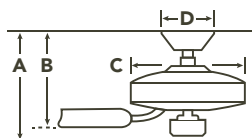
FAN SPECS

- ★ **MOUNTING SLOPE – PITCH** 30° or 7/12
- ★ **LEAD WIRE** 78" ★ **cUL LISTED** Indoor
- ★ **HANGING WEIGHT** 16.5 lbs.
- ★ **WARRANTY** Limited Lifetime

MOTOR SPECS

- ★ **MOTOR SIZE/ TYPE** 188mm x 15mm, AC
- ★ **AMPS** 0.51 on High ★ **RPM** 205 on High
- ★ **ENERGY STAR** Yes

HANGING MEASUREMENTS



WITH 12" DOWNROD
A - 18.75" B - 16.25" C - 7.75" D - 5.85"

AIRFLOW

6512
Cubic Ft. Per
Minute on High







POWER USAGE

58
Watts on High
(Excludes Lights)

AIRFLOW EFFICIENCY

112
Cubic Ft. Per
Minute Per Watt

BLADE SPECS

Fan Finish	Blade Finish	Part No.
 Brushed Nickel	 Brushed Nickel	FB337015NI
 Satin Black	 Satin Natural Black	FB337015SBK
 White	 White	FB337015WH

The Industrial Fan must be mounted a minimum of 12' from the floor. This fan does not come with a control system but is controlled on a circuit by a breaker. This fan operates on high speed.

