
OLYMPIA™

ANTIQUPE PEWTER FINISH WITH
SATIN-ETCHED WHITE GLASS



A | 1680 AP
Chandelier



B | 1861 AP
Chandelier



C | 1678 AP
Mini Chandelier



D | 1679 AP
10776 AP
Chandelier



E | 1681 AP
Chandelier

COORDINATING CEILING FAN

See the full line of Kichler®
Ceiling Fans in catalog K414
or visit kichler.com



F | 300011 AP

OLYMPIA™

ITEM #	FLUOR. ITEM #	FINISH	INCAND. BULB	FLUOR. BULB	W	H	OVRL. H	STEM TILT	EXTRA WIRE	CHAIN/ STEM	NOTES	
A	1680	---	AP	(9) 60W (C)	---	32	25	63	45°(12:12)	109	36	Add. stem 2999 (12") AP.
B	1861	---	AP	(20) 60W (M)	---	59	45.5	84	---	120	36	Ⓢ (9-13W CFL) Add. chain 4909 AP, add. stem 4935 (12") AP.
C	1678	---	AP	(5) 60W (C)	---	16.5	12	50	---	170	36	Add. chain 2996 AP, add. stem 2999 (12") AP.
D	1679	10776	AP	(5) 60W (C)	(5) 13W (GU24) Ⓢ Ⓢ	27	16.75	55	45°(12:12)	73	36	Add. stem 2999 (12") AP. G-type lamp recommended.
E	1681	---	AP	(15) 60W (C)	---	42	34	72	---	106	36	Add. chain 4901 AP, add. stem 2999 (12") AP. G-type lamp recommended.
F	300011	---	AP	---	---	---	---	---	---	---	---	See the full line of Kichler® Ceiling Fans in catalog K414 or visit kichler.com .

Measurements shown in inches. U.S. & Canadian Patent Pending: B, C, E, F; U.S. Design Patent No. D575,446: A; U.S. Design No. D550,886: D.

OLYMPIA™

ANTIQUE PEWTER FINISH WITH
SATIN-ETCHED WHITE GLASS



A | 7779 AP
Directional Rail Light



B | 7703 AP
Directional Rail Light



C | 3279 AP
Inverted Pendant



D | 3278 AP
3278 APFL
Inverted Pendant

OLYMPIA™

ITEM #	FLUOR. ITEM #	FINISH	INCAND. BULB	FLUOR. BULB	W	H	OVRL. H	L	STEM TILT	EXTRA WIRE	CHAIN/STEM	EXT.	HCWO	NOTES
A 7779	---	AP	(3) 50W (GU10) MR16 ✓ ⓓ	---	5.5	9.25	---	25.25	---	---	---	7	2.75	ⓓ May be ceiling or wall mounted, Halogen light source.
B 7703	---	AP	(4) 50W (GU10) MR16 ✓ ⓓ	---	5.5	9.75	---	32	---	---	---	7.5	2.75	ⓓ May be ceiling or wall mounted, Halogen light source.
C 3279	---	AP	(5) 150W (M)	---	36	31	69	---	---	95	36	---	---	ⓓ (23-30W CFL) Add. chain 4901 AP, add. stem 2999 (12") AP.
D 3278	3278 APFL	AP	(3) 150W (M)	(3) 13W (GU24) ⓓ ⓔ ⓕ ⓖ ⓗ ⓘ	24	21	59	---	45° (12:12)	59	36	---	---	ⓓ (23-30W CFL) Add. stem 2999 (12") AP.

Measurements shown in inches. U.S. & Canadian Patent Pending: A.



E | 3478 AP
10780 AP
Mini Pendant



F | 3606 AP
Semi Flush



G | 6079 AP
10678 AP
Wall Sconce



H | 3678 AP
3678 APFL
Semi Flush













J | 1676 AP
Chandelier



K | 2978 AP
Island Chandelier


OLYMPIA™

ITEM #	FLUOR. ITEM #	FINISH	INCAND. BULB	FLUOR. BULB	W	H	OVRL. H	L	STEM TILT	EXTRA WIRE	CHAIN/STEM	EXT.	HCWO	NOTES
E	3478	---	AP (1) 60W (C)	---	8	14	52	---	45°(12:12)	59	36	---	---	Add. stem 2999 (12") AP. G-type lamp rec.
E	---	10780		(1) 13W (GU24)  	8	15.75	54	---	45°(12:12)	59	36	---	---	Add. stem 2999 (12") AP. G-type lamp recommended.
F	3606	---	AP (3) 100W (M)	---	24	11.25	---	---	---	---	---	---	---	 (23-30W CFL)
G	6079	10678	AP (1) 60W (C)	(1) 13W (GU24)  	5	12	---	---	---	---	---	6.75	6.75	 G-type lamp rec., May be installed with glass up or down.
H	3678	3678 APFL	AP (1) 150W (M)	(1) 13W (GU24)  	18	12	---	---	---	---	---	---	---	 (30-52W CFL)
J	1676	---	AP (5) 60W (C)	---	27	17	55	---	45°(12:12)	73	36	---	---	Add. stem 2999 (12") AP. G-type lamp rec. for downlight.
K	2978	---	AP (2) 150W (M)	---	14.75	17.5	56	38	45°(12:12)	99	36	---	---	 (18-25W CFL) Add. stem 2999 (12") AP. G-type lamp rec.

Measurements shown in inches. U.S. Patent No. D577,850: H; U.S. Patent No. D563,026: K.

OLYMPIA™

OLDE BRONZE® FINISH WITH
SATIN-ETCHED WHITE GLASS



A | 1680 OZW
Chandelier



B | 1861 OZW
Chandelier



C | 1678 OZW
Mini Chandelier



D | 1679 OZW
Chandelier



E | 1681 OZW
Chandelier

**COORDINATING
CEILING FAN**

See the full line of Kichler®
Ceiling Fans in catalog K414
or visit kichler.com



F | 300011 OZW

OLYMPIA™

	ITEM #	FINISH	INCAND. BULB	W	H	OVRL. H	STEM TILT	EXTRA WIRE	CHAIN/STEM	NOTES
A	1680	OZW	(9) 60W (C)	32	25	63	45°(12:12)	109	36	Additional stem 2999 (12") OZ.
B	1861	OZW	(20) 60W (M)	59	45.5	84	---	120	36	① (9-13W CFL) Additional chain 4909 OZ, additional stem 4935 (12") OZ.
C	1678	OZW	(5) 60W (C)	16.5	12	50	---	170	36	Additional chain 2996 OZ, additional stem 2999 (12") OZ.
D	1679	OZW	(5) 60W (C)	27	16.75	55	45°(12:12)	73	36	Additional stem 2999 (12") OZ. G-type lamp rec.
E	1681	OZW	(15) 60W (C)	42	34	72	---	106	36	Additional chain 4901 OZ, additional stem 2999 (12") OZ. G-type lamp rec.
F	300011	OZW	---	---	---	---	---	---	---	See the full line of Kichler® Ceiling Fans in catalog K414 or visit kichler.com .

Measurements shown in inches. U.S. & Canadian Patent Pending; F; U.S. Patent No. D575,446; A; U.S. Patent No. D550,886; D.



E | 6079 OZW
Wall Sconce



F | 3678 OZW
Semi Flush



G | 1676 OZW
Chandelier

Downlight with
3-Way Turn Switch



H | 2978 OZW
Island Chandelier


OLYMPIA™

ITEM #	FINISH	INCAND. BULB	W	H	OVRL. H	L	STEM TILT	EXTRA WIRE	CHAIN/STEM	EXT.	HCWO	NOTES	
E	6079	OZW	(1) 60W (C)	5	12	---	---	---	---	---	6.75	6.75	Ⓞ G-type lamp rec., May be installed with glass up or down.
F	3678	OZW	(1) 150W (M)	18	12	---	---	---	---	---	---	---	Ⓜ (30-52W CFL)
G	1676	OZW	(5) 60W (C)	27	17	55	---	45(12:12)	73	36	---	---	Additional stem 2999 (12") OZ. G-type lamp rec. for downlight.
H	2978	OZW	(2) 150W (M)	14.75	17.5	56	38	45(12:12)	99	36	---	---	Ⓜ (18-25W CFL) Additional stem 2999 (12") OZ. G-type lamp rec.

Measurements shown in inches. U.S. Design Patent No. D563,026: H.

OLYMPIA™

OLDE BRONZE® FINISH WITH
SUNSET MARBLE GLASS



A | 1680 OZ
Chandelier



B | 1861 OZ
Chandelier



C | 1678 OZ
Mini Chandelier



D | 1679 OZ
10776 OZ
Chandelier



E | 1681 OZ
Chandelier

COORDINATING
CEILING FAN

See the full line of Kichler®
Ceiling Fans in catalog K414
or visit kichler.com



F | 300011 OZ

OLYMPIA™

ITEM #	FLUOR. ITEM #	FINISH	INCAND. BULB	FLUOR. BULB	W	H	OVRL. H	STEM TILT	EXTRA WIRE	CHAIN/STEM	NOTES
A	1680	---	OZ (9) 60W (C)	---	32	25	63	45°(12:12)	109	36	Additional stem 2999 (12") OZ.
B	1861	---	OZ (20) 60W (M)	---	59	45.5	84	---	120	36	① (9-13W CFL) Additional chain 4909 OZ, additional stem 4935 (12") OZ.
C	1678	---	OZ (5) 60W (C)	---	16.5	12	50	---	170	36	Additional chain 2996 OZ, additional stem 2999 (12") OZ.
D	1679	10776	OZ (5) 60W (C)	(5) 13W (GU24) ① ②	27	16.75	55	45°(12:12)	73	36	Additional stem 2999 (12") OZ. G-type lamp rec
E	1681	---	OZ (15) 60W (C)	---	42	34	72	---	106	36	Additional chain 4901 OZ, additional stem 2999 (12") OZ. G-type lamp rec.
F	300011	---	OZ	---	---	---	---	---	---	---	See the full line of Kichler® Ceiling Fans in catalog K414 or visit kichler.com

Measurements shown in inches. US Design Patent: D575,446; D: D532,786; D550,886, D585591.

OLYMPIA™

OLDE BRONZE® FINISH WITH
SUNSET MARBLE GLASS



A | 7779 OZ
Directional Rail Light



B | 7703 OZ
Directional Rail Light



C | 3279 OZ
Inverted Pendant



D | 3278 OZ
3278 OZFL
Inverted Pendant

OLYMPIA™

ITEM #	FLUOR. ITEM #	FINISH	INCAND. BULB	FLUOR. BULB	W	H	OVRL. H	L	STEM TILT	EXTRA WIRE	CHAIN/STEM	EXT.	HCWO	NOTES
A	7779	OZ	(3) 50W (GU10) MR16 ✓ ⓓ	---	5.5	9.25	---	25.25	---	---	---	7	2.75	ⓓ May be ceiling or wall mounted, Halogen light source.
B	7703	OZ	(4) 50W (GU10) MR16 ✓ ⓓ	---	5.5	9.75	---	32	---	---	---	7.5	2.75	ⓓ May be ceiling or wall mounted, Halogen light source.
C	3279	OZ	(5) 150W (M)	---	36	31	69	---	---	95	36	---	---	ⓓ (23-30W CFL) Add. chain 4901 OZ, add. stem 2999 (12") OZ.
D	3278	3278 OZFL	(3) 150W (M)	(3) 13W (GU24) ⓓ ⓔ ⓕ ⓖ ⓗ ⓘ	24	21	59	---	45°(12:12)	59	36	---	---	ⓓ (23-30W CFL) Add. stem 2999 (12") OZ.

Measurements shown in inches. U.S. & Canadian Patent Pending: A.



E | 3478 OZ
10780 OZ
Mini Pendant



F | 3606 OZ
Semi Flush



G | 6079 OZ
10678 OZ
Wall Sconce



H | 3678 OZ
3678 OZFL
Semi Flush



J | 1676 OZ
Chandelier



K | 2978 OZ
Island Chandelier

OLYMPIA™

ITEM #	FLUOR. ITEM #	FINISH	INCAND. BULB	FLUOR. BULB	W	H	OVRL. H	L	STEM TILT	EXTRA WIRE	CHAIN/STEM	EXT.	HCWO	NOTES
E	3478	---	(1) 60W (C)	---	8	14	52	---	45°(12:12)	59	36	---	---	Add. stem 2999 (12") OZ. G-Type lamp rec.
E	---	10780		(1) 13W (GU24)	8	15.75	54	---	45°(12:12)	59	36	---	---	Add. stem 2999 (12") OZ. G-type lamp recommended.
F	3606	---	(3) 100W (M)	---	24	11.25	---	---	---	---	---	---	---	(23-30W CFL)
G	6079	10678	(1) 60W (C)	(1) 13W (GU24)	5	12	---	---	---	---	---	6.75	6.75	G-type lamp rec., May be installed with glass up or down.
H	3678	3678 OZFL	(1) 150W (M)	(1) 13W (GU24)	18	12	---	---	---	---	---	---	---	(30-52W CFL)
J	1676	---	(5) 60W (C)	---	27	17	55	---	45°(12:12)	73	36	---	---	Add. stem 2999 (12") OZ. G-type lamp rec. for downlight.
K	2978	---	(2) 150W (M)	---	14.75	17.5	56	38	45°(12:12)	99	36	---	---	(18-25W CFL) Add. stem 2999 (12") OZ. G-type lamp rec.

Measurements shown in inches. U.S. Patent No. D577,850: H; U.S. Patent No. D563,026: K.