



Shown: 310140OZ Olde Bronze® Finish with Medium Walnut Blades

60" Lyndon™ Patio



310140DBK
Distressed Black Finish
Walnut Shadowed Blades



310140WSP
Weathered Steel Finish
Teak Blades

BLADE SPECS

Fan Finish Blade Finish & Part Number (Side 1) (Reversible)



INCLUDED FEATURES

- Blades (5) Included**
 - 13° Pitch
 - 60" Sweep
 - Reversible
 - ABS
- Downrods** 4.5" Downrod with 1" (O.D.)
- Downlight** Integrated. Uses (3) 40-W B10 Lamps
- Downlight Glass** Clear Seeded
- Optional Downlight** N/A
- Uplight** N/A
- Uplight Glass** N/A
- Low Ceiling Adaptable** No
- Control** Wall Control System - Basic

INCLUDED CONTROLS



WALL CONTROL SYSTEM – BASIC

- 3 Forward Speeds & Reverse
- Manual Reverse
- Lights On/Off with Full Range Dimming
- White Faceplate Included

OPTIONAL CONTROLS



337214TR

COOLTOUCH™ TRANSMITTER – BASIC
See pages 306-308 for more information.

FAN FEATURES

- Mounting Slope – Pitch** 30° or 7/12
- Lead Wire** 78"
- cUL Listed** Wet
- Hanging Weight** 12.77 lbs.
- Warranty** Limited Lifetime

COORDINATING LIGHTING

To see the complete Lyndon™ Collection visit kichler.com.



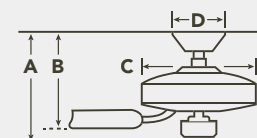
MOTOR FEATURES

- Motor Size/Type** 188mm x 20mm, AC
- Amps** 0.67 on High
- RPM** 140 on High
- Energy Star** N/A

HANGING MEASUREMENTS


WITH 4.5" DOWNROD

Fixture Drop (from ceiling)	Blade Drop (from ceiling)	Housing (width)	Ceiling Canopy (width)
A: 19.00"	B: 13.25"	C: 9.50"	D: 6.75"



AIR PERFORMANCE

AIRFLOW	POWER USAGE	AIRFLOW EFFICIENCY
6074	79	77
Cubic Ft. Per Minute on High	Watts on High (Excludes Lights)	Cubic Ft. Per Minute Per Watt





Shown: 310139WSP Weathered Steel Finish with Walnut Blades

52" Lyndon™ Patio



310139DBK
Distressed Black Finish
Light Walnut Blades



310139OZ
Olde Bronze® Finish
Dark Walnut Blades

BLADE SPECS

Fan Finish Blade Finish & Part Number (Side 1) (Reversible)



INCLUDED FEATURES

- Blades (5) Included**
 - 13° Pitch
 - 52" Sweep
 - Reversible
 - ABS
- Downrods** 4.5" Downrod with 1" (O.D.)
- Downlight** Integrated. Uses (3) 40-W B10 Lamps
- Downlight Glass** Clear Seeded
- Optional Downlight** N/A
- Uplight** N/A
- Uplight Glass** N/A
- Low Ceiling Adaptable** No
- Control** Wall Control System - Basic

INCLUDED CONTROLS



- WALL CONTROL SYSTEM – BASIC**
- 3 Forward Speeds & Motor Off
 - Manual Reverse
 - Lights On/Off with Full Range Dimming
 - White Faceplate Included

OPTIONAL CONTROLS



337214TR

COOLTOUCH™ TRANSMITTER – BASIC
See pages 306-308 for more information.

FAN FEATURES

- Mounting Slope – Pitch** 30° or 7/12
- Lead Wire** 78"
- cUL Listed** Wet
- Hanging Weight** 10.55 lbs.
- Warranty** Limited Lifetime

MOTOR FEATURES

- Motor Size/Type** 172mm x 15mm, AC
- Amps** 0.53 on High
- RPM** 174 on High
- Energy Star** N/A

COORDINATING LIGHTING

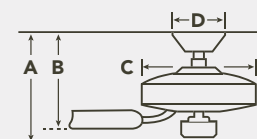
To see the complete Bradford™ Collection visit kichler.com.



HANGING MEASUREMENTS

WITH 4.5" DOWNROD

Fixture Drop (from ceiling)	Blade Drop (from ceiling)	Housing (width)	Ceiling Canopy (width)
A: 19.00"	B: 13.25"	C: 9.50"	D: 6.75"



AIR PERFORMANCE

AIRFLOW	POWER USAGE	AIRFLOW EFFICIENCY
5234	64	82
Cubic Ft. Per Minute on High	Watts on High (Excludes Lights)	Cubic Ft. Per Minute Per Watt

