

**SPECIFICATION**

Input Voltage:DC 13.5V  
 Power : 8W  
 Class of protection:Ⅲ

**LIST OF LAMP'S PARTS**

- 1) Led desk lamp 1pc
- 2) Led power adapter 1pc
- 3) Led desk lamp manual 1pc

## LED desk lamp instruction manual

(First of all, thank you for choosing products. Please read the instructions carefully before using this product)

**JONATHAN Y**  
**JYL7700A/B**

**Three color temperature adjustment. Multi-color ambient light. With USB charging socket**

Product function, characteristics and installation methods (Note: please disconnect the power before installation, in case of electric shock)



• Press to turn on the main lamp, press again to turn off the main lamp,turn on the lamp again with continuous electricity can restore the brightness of last time.



• In any color temperature,rotating "big knob" stepless increase or decrease the brightness of the light,dimming mode can be fast or slow, rotating slowly can be realized by gear precision fine-tuning brightness,rotating rapidly can achieve stepless dimming.



• The first time to touch it,the lamp will be all bright,can rotate "big knob"stepless increase or decrease the brightness of the light.

• The second time to touch it ,the white light becomes brighter,can rotate "big knob" stepless increase or decrease the brightness of the light

• The third time to touch it,the warm light becomes brighter,can rotate "big knob" stepless increase or decrease the brightness of the light

**Colorful atmosphere lamp**



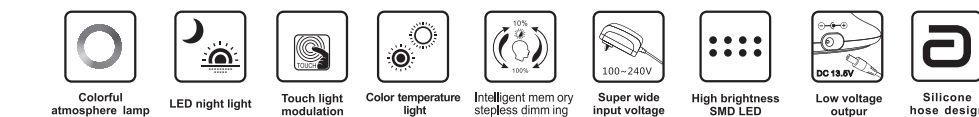
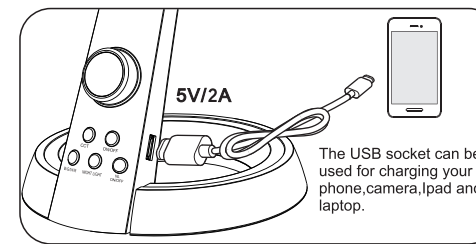
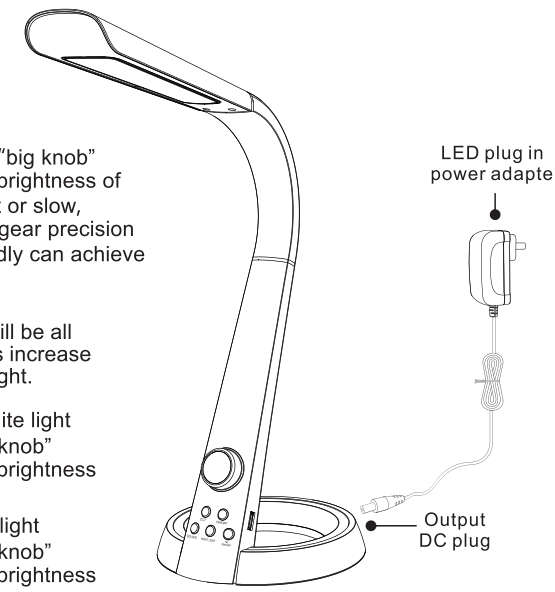
• On/off the first touch to turn on the colorful atmosphere lamp and touch again to turn off the colorful atmosphere lamp.when the lamp not go out,turn on the light and reset the initial state.



• Three Steps dimming for the LED night light.



• Keep touching it to change B/G/W/R. (Blue mood/Green mood/ White mood/Red mood/).



**FEATHER & FUNCTION**

- 1) Great quality and high brightness SMD LED is adopted after a special optical processing,emitting soft light
- 2) This product is high luminous intensity, lampshade from the desktop 30cm vertical range illumination up 1500Lux.
- 3) The adapter can be used super wide votage input from 100~240V, it is suitable to all over the world.From regional low voltage, high security worries.
- 4) The lamps uses the international popular safe low voltage DC13.5V power supply, more security products, light energy utilization rate is high, less consumption. Energy conservation and environmental protection,Please be assured to use.
- 5) This product has the fashion design, exquisite technology, advanced and mature technology, can give you a comfortable green LED lighting environment.

**How to use**

- 1) Connect the DC plug into DC socket and then connect the LED adapter into power.
- 2) Read silk logos according to the following instruction before using the LED desk lamp.

DES	GROUP 1	GROUP 2	GROUP 3	GROUP 4	GROUP 5	GROUP 6	GROUP 7	GROUP 8
ICON	Touch switch dimmer	Three steps dimming	Gesture sensor switch	Multi mode effect of light environment	Color temperature light effects control mode	Intelligent memory stepless dimming	Touch light modulation	Using the light at night

**CAUTION**

- 1) Please use indoor only, do not use the product outdoors,or in locations with high humidity like a bathroom as it is not waterproof.
- 2) Please keep the lampshade is approximately 30 centimetres high to the desk and do not look at the LED light directly to avoid any damage from eyes.
- 3) Please do not cover the product with cloth, paper or other easily flammable material.
- 4) Avoid exposure to direct sunlight or heat from heating devices as this may cause discoloration,damage the product,or cause malfunctions.
- 5) Do not place the product in an unstable location or close to flammable objects.
- 6) It is not suitable to install on the tube for the clip lamp.
- 7) Do not use with acidic or alkaline cleaning agents to clean the table lamp appearance.
- 8) Please unplug the adapter if it will not be used for a long period of time.
- 9) Please do not place the lamp in the environment of temperature more than 40degrees centigrade and humidity more than 98%.
- 10) If the light is off or flickering , please check carefully according to the following steps :
  - a:Check the adapter whether connect well with power .
  - b:Check the DC connection socket whether connect well with DC plug .

If you have checked the above steps, the light is still off, please do not disassemble or tamper with the products, or attempt to replace any parts, please contact with the local qualified person to maintain it or consult the dealer where you pruchased the product.

**LED Power Adapter Manual**

**LED Control Device**

**SPECIFICATION**

Input Voltage : AC100-240V  
 Output Voltage :DC 13.5V

**How to use**

- 1) The adapter should be used with the matched LED desk lamp.
- 2) The adapter should be used under the input voltage of 100-240V.
- 3) The adapter can not be used over the voltage of 240V for a long time.
- 4) The adapter may not work properly, when the voltage is less than 90V.
- 5) The adapter plug must be plugged in firmly.

**CAUTION**

- 1) Please use indoor only, do not use the product outdoors, or in locations with high humidity like a bathroom as it is not waterproof.
- 2) Avoid exposure to direct sunlight or heat from heating devices as this may cause discoloration,damage theproduct,or cause malfunctions
- 3) Do not use with acidic or alkaline cleaning agents to clean the table lamp appearance.
- 4) LED power adapter can not be placed in the environment of high temperature  $\geq 40^{\circ}\text{C}$  and humidity  $\geq 98\%$
- 5) Do not use the multifunction adapter socket.
- 6) Do not insert metal objects or easily flammable materials between the gaps on any part of the adapter
- 7) Please unplug the adapter if it will not be used for a long period of time.
- 8) Do not disassemble or tamper with the adapter , or attempt to replace any parts.
- 9) When unplugging the adapter , be sure to grip the power cord (DC cord) by the adapter to avoid damaging it.
- 10) Unplug immediately if the exception occurs (such as: smoke, odor).
- 11) Do not touch the adapter with wet hand to avoid any dangerous

**using environment**

- 1) Use condition: temperature  $-25^{\circ}\text{C}$  to  $+40^{\circ}\text{C}$ ,relative humidity less than 98%.
- 2) Storage condition: temperature  $-25^{\circ}\text{C}$  to  $+70^{\circ}\text{C}$ , relative humidity less than 85%.

**Attention:**

- 1) This LED desk lamp can work properly with the attached related LED power adapter. please do not disassemble or tamper with the products,or attempt to replace any parts.
- 2) If the outer flexible wire of the lamp was damaged,please contact with the local qualified person to maintain it or consult the dealer where you pruchased the product.