

### Features:

- Cast brass valve
- Controls On/Off and Volume functions for a single shower component in a shower system
- 1/2" and 3/4" NPT available
- Available in Cross or Lever Handle

Pictured: 826/022 Wall Valve - Lever Handle

Kit Options	Handle Type	Product Number
1/2" Wall Valve	Cross	826/122
1/2" Wall Valve	Lever	826/022
3/4" Wall Valve	Cross	826/123
3/4" Wall Valve	Lever	826/023



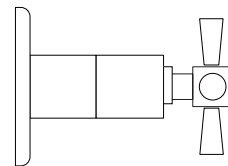
Rough & Trim Only	Handle Type	Product Number
Trim Only	Cross	826/172
Trim Only	Lever	826/072
Rough Only - 1/2" Wall Valve		865/001/191
Rough Only - 3/4" Wall Valve		865/101/191



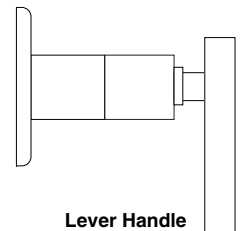
Available Finishes:	Finish Code
Polished Chrome	100
Brushed Nickel	144
Platinum Nickel	150
UltraSteel (PVD)	355

ROUGH-IN DIAGRAM SHOWN ON REVERSE SIDE

### Handle Options:



Cross Handle



Lever Handle

### CODES & STANDARDS

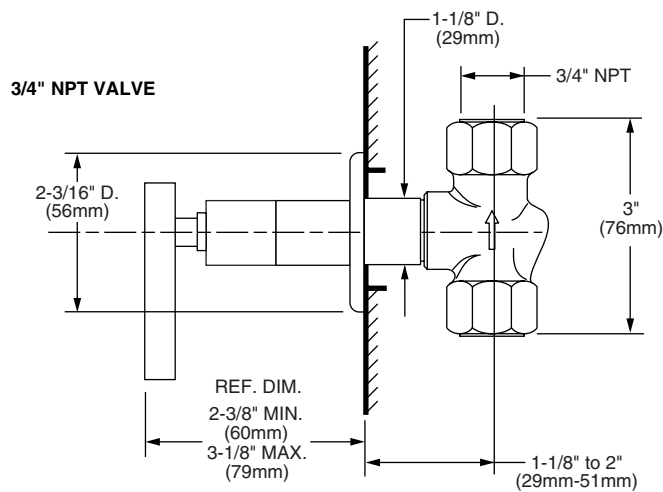
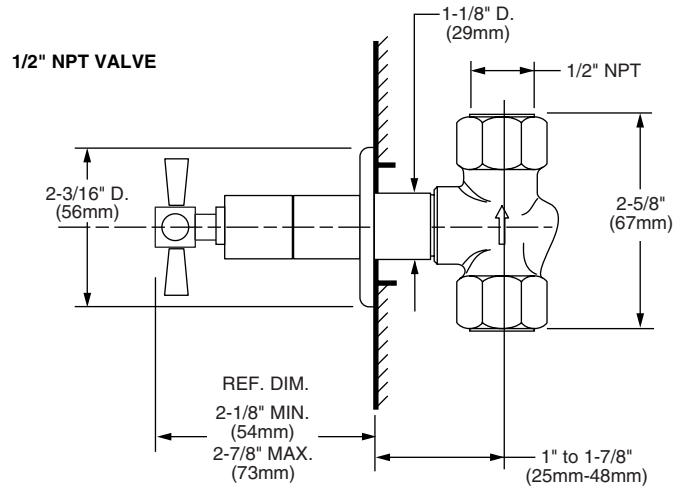
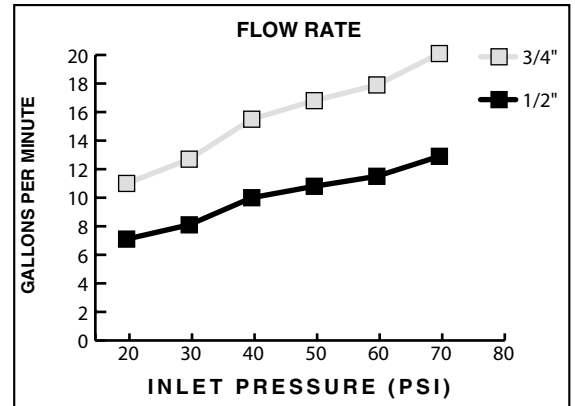
These products meet and exceed the following codes and standards:

**ASME A112.18.1**

**CSA B125**



Meets the American Disabilities Act Guidelines and **ANSI A117.1** Requirements for the physically challenged.



**IMPORTANT:** These measurements are subject to change or cancellation. No responsibility is assumed for use of superseded or voided pages.