

# Allusion 7236 Soaking Bath



Product Codes beginning with: ALL7236BCX

Also applies to products sold under part numbers: BA06, JB05

## TECHNICAL SPECIFICATIONS

	English	Metric
Outer Dimensions	72" L x 36" W x 26" H	1829 mm L x 914 mm W x 660 mm H
Interior Dimensions (bottom of bath) L x W (Mid) x W (End)	47 7/8" L x 21 1/2" W x 22" W	1214 mm L x 546 mm W x 559 mm W
Drain Configuration	Center drain	Center drain
Bath Weight (empty)	82 lbs	37 kg
Total Weight/Floor Loading	1,073 lbs 59.6 lbs/ft <sup>2</sup>	488 kg 291 kg/m <sup>2</sup>
Operating Gallonage (max)	83 (max) U.S. Gals	314 (max) L
Electrical Specifications	<b>Each component requires a separate, dedicated GCFI protected circuit(s)</b>	
Chromatherapy (if selected)	120V 15A 60HZ	

## FEATURES, UPGRADES & ACCESSORIES

**Material Type:** High-Gloss Acrylic

**Install Type:** Drop-in

**Available Colors:** White (W), Almond (A), Oyster (Y), Black (B)

**Cut-out Template:** BY20000

**Available Control Systems:**

Chromatherapy lighting

\*Control panel installation is done by installer, location optional

**Available Upgrades:**

Chromatherapy lighting

**Available Accessories:**

DA34 Rotary Drain Kit PVC (specify metal finish)

HP55 Rotary Drain Kit (specify metal finish)

827: Chrome, 826: Brushed Nickel, 845: Oil Rubbed Bronze

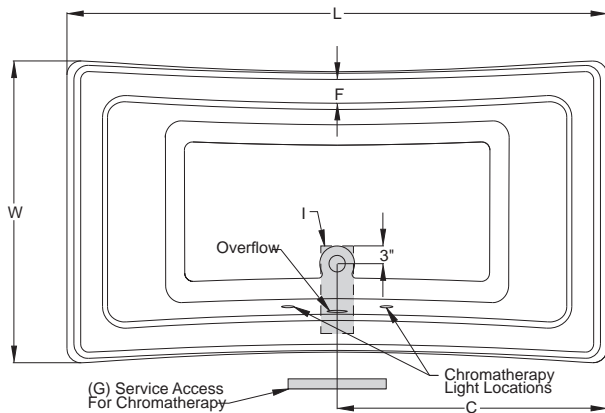
EK91 21" Straight Pillow (specify color) 959: White, 958: Almond,

969: Oyster

GD56 Light Chromatherapy Control Kit (for BA06)

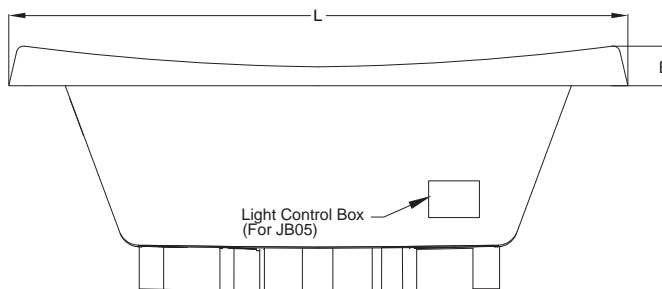
GQ88 Light Chromatherapy Add-on Kit

## KEY DIMENSIONS

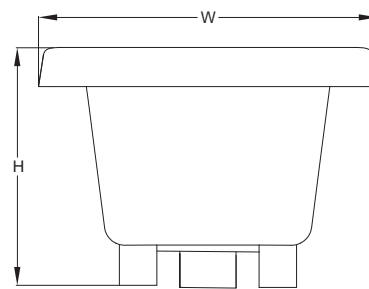


\*Deck width reflects only area indicated on detail.

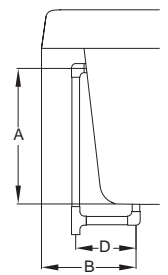
Letter	Description	English	Metric
L	Outer Length	72"	1829 mm
W	Outer Width	36"	914 mm
H	Overall Height	26"	660 mm
A	Overflow Height	17 3/8"	441 mm
B	Long Edge to Drain Center	11 15/16"	302 mm
C	Short Edge to Drain Center	36"	914 mm
D	Drain Shoe Length	6"	152 mm
E	Deck Height	4"	102 mm
F	Deck Width*	3 7/8"	97 mm
G	Service Access Dimensions	12" H x 18" L	305 mm x 457 mm
I	Floor Cut-out for Drain	10 1/2" x 4"	267 mm x 102 mm



Side View



End View



Drain/Overflow

NOTE: Graphics May Not be to Scale