

Linea™ 6032 Skirted Bathtub - Pure Air®

Letter	Description	Pure Air®
-	Drain Location	Left Hand / Right Hand
-	Blower Location	Opposite end of drain location
-	Cutout Template	N/A
-	Total Weight	761 lb (345 kg)
-	Floor Loading	57 lb/ft ² (278 kg/m ²)
-	Operating Gallons (Min/Max)	31 Gal / 53 Gal (117 L x 201 L)
-	Product Weight - Empty	70 lb (32 kg)
-	Soaking Depth	15.00" (381 mm)
L	Outer Length	60.00" (1524 mm)
W	Outer Width	32.00" (813 mm)
H	Overall Height	19.50" (495 mm)
J	Interior Dimensions (JW x JL) Bottom of Bath	23.00" x 45.00" (584 mm x 1143 mm)
K	Interior Dimensions (KW x KL) Top of Bath	23.13" x 52.13" (588 mm x 1324 mm)
L2	Interior Depth - Drain End	17.00" (432 mm)
A	Overflow Height	17.50" (445 mm)
B	Long Edge to Drain Center	9.00" (229 mm)
C	Short Edge to Drain Center	16.00" (406 mm)
D	Drain Shoe Length	6.75" (171 mm)
E	Flange Height	1.25" (32 mm)
F	Deck Width *	3.50" (89 mm)
G	Service Access Dimensions	No Service Access
I	Floor Cutout for Drain	12.00" x 4.00" (305 mm x 102mm)
M	Backrest Angle	23°

NOTE

The overall dimensions are nominal with a tolerance of +0 and -.25" (6mm).
 Electrical Specifications
 (Each component requires a separate, dedicated GFCI protected circuit)
 Blower 120V 15A 60HZ

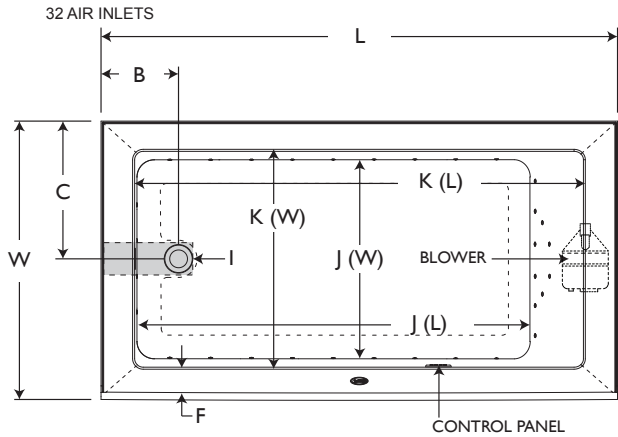
Drain Kit:

Must purchase:

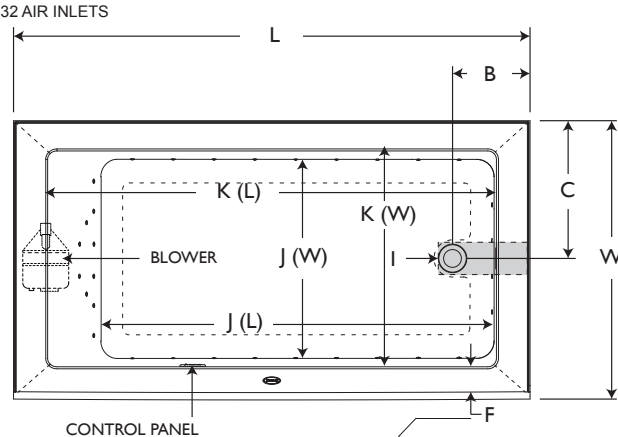
- MF35826- Linear DWO Kit BN
- MF35827- Linear DWO Kit CHR
- MF35845- Linear DWO Kit ORB

Key Dimensions

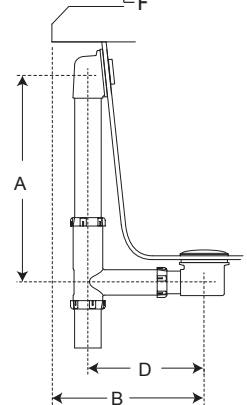
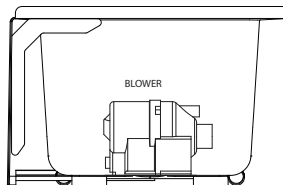
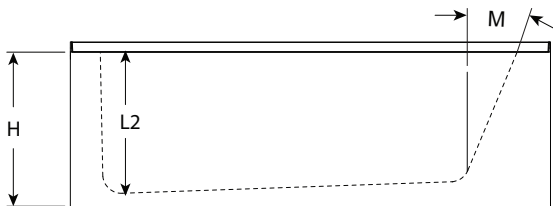
(Left End Drain / Right Side Blower)



(Right End Drain / Left Side Blower)



*Deck width reflects only area indicated on detail.



NOTE: Drawings not to scale.