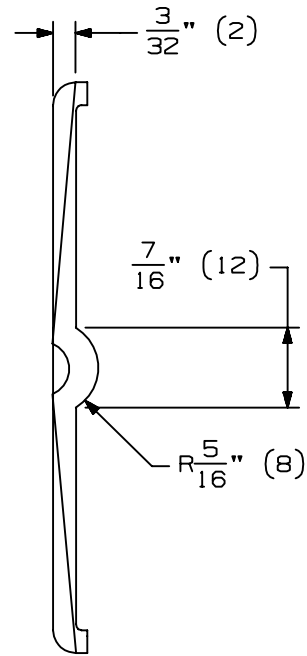
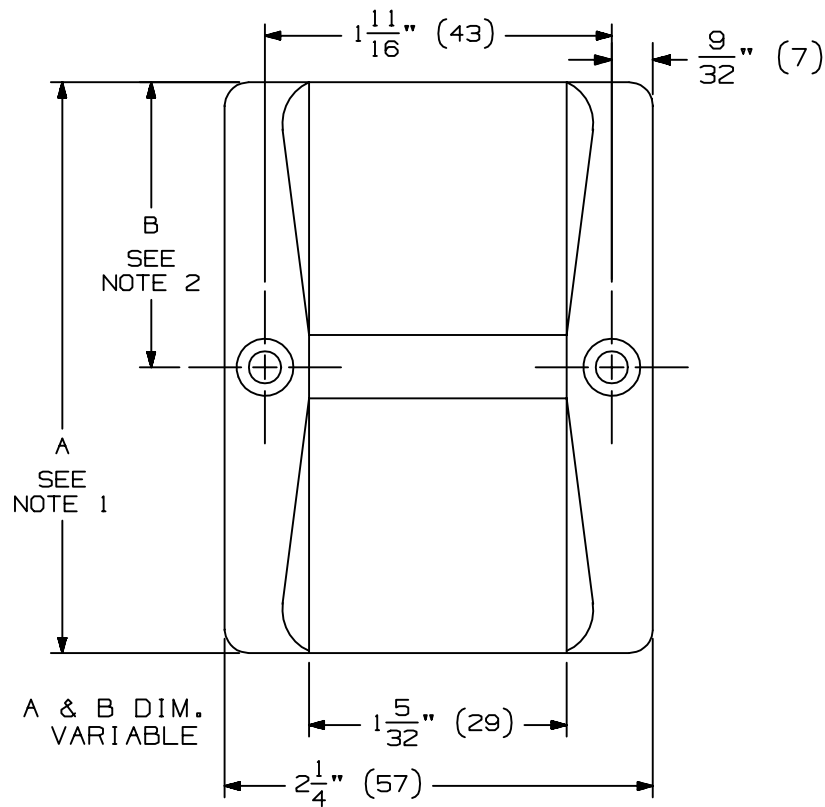


STK685 DOUBLE ACTING ROLLER LATCH STRIKE

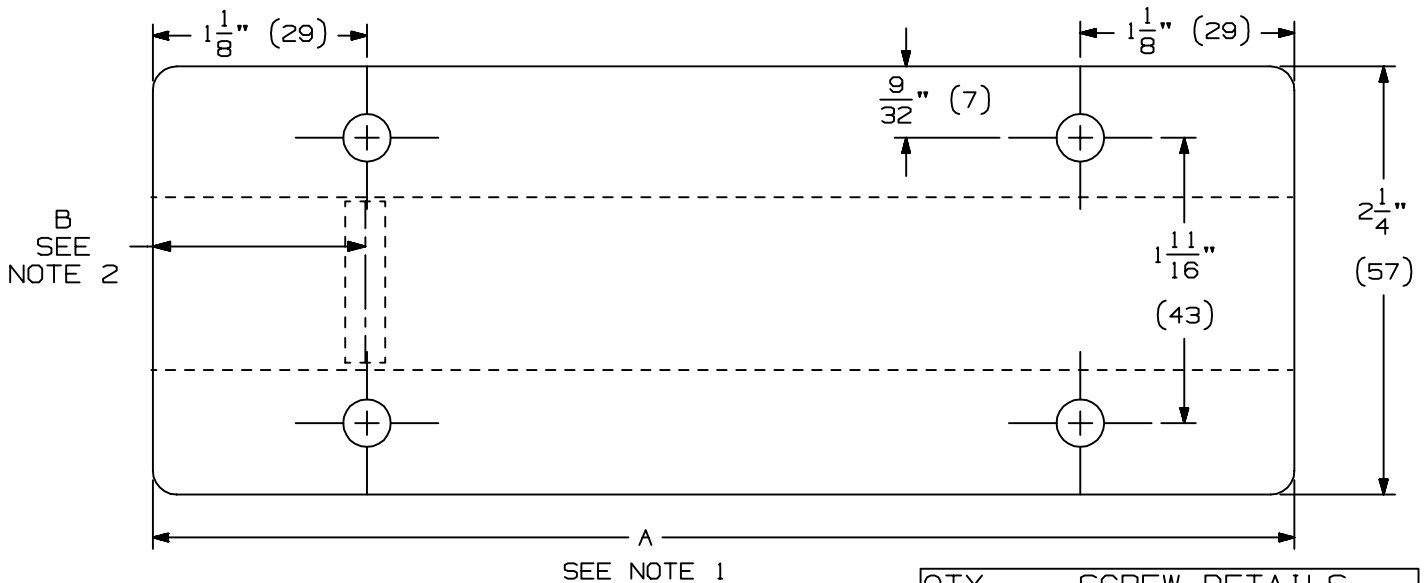


QTY	SCREW DETAILS
2	#10 X 1 1/2" FPHSMS
2	10-32 X 1/2" FPHMS

NOTES:

1. A IS EQUAL TO THE JAMB DEPTH PLUS THE LIP LENGTHS (A=2 TIMES B).
2. B IS EQUAL TO 1/2 THE JAMB DEPTH PLUS 3/16" (5) LIP LENGTH.
3. FRAMES SHOULD BE PROPERLY REINFORCED WITH 3/16 (5) MIN. THICKNESS PLATE.

STK685L LONG LIP DOUBLE ACTING ROLLER LATCH STRIKE



QTY.	SCREW DETAILS
4	#10 X 1 1/2" FPHSMS
4	#10-32 X 1/2" FPHMS

NOTES:

1. A IS EQUAL TO THE JAMB DEPTH PLUS THE LIP LENGTH.
2. B IS EQUAL TO THE LIP LENGTH PLUS THE DISTANCE FROM THE EDGE OF THE JAMB TO THE CENTER OF THE DIMPLE.
3. FRAMES SHOULD BE PROPERLY REINFORCED WITH 3/16" (5) MIN. THICKNESS PLATE.
4. STK685L HAS THE SAME CROSS-SECTION AS THE STK685.

IVES STK685 & STK685L DOUBLE ACTING ROLLER LATCH STRIKES INSTALLATION TEMPLATE



NOTE: DIMENSIONS IN () ARE MILLIMETERS.

TEMPLATE NUMBER: INST. STK685_0

DATE: 09-01-01