



ASSEMBLY INSTRUCTION

Item: 5900-90002 DOUBLE DRESSER
5510-90004 WOVEN LANDSCAPE MIRROR

Thank you for purchasing this quality product. Be sure to unpack carefully looking for small parts which may have come loose during shipment.


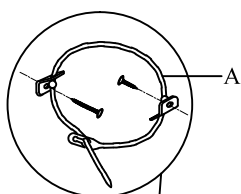
Read all instruction and study the drawing carefully before starting the assembly process.

HARDWARE PACK

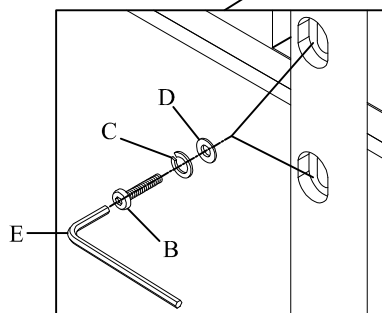
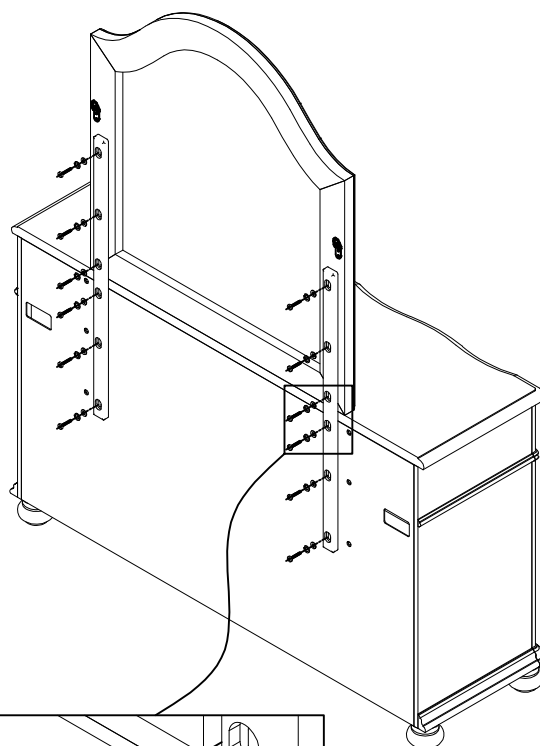
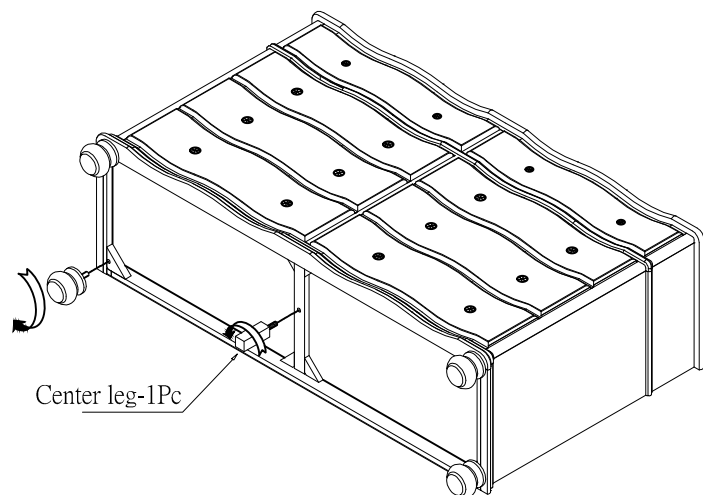
NO	DRAWING	DESCRIPTION	SIZE	Q'ty
A		Anti - Tip Kit		1pc
B		Bolt	ϕ1/4"*1-1/4"	12pcs
C		Lock Washer	ϕ1/4"	12pcs
D		Flat Washer	ϕ1/4"*19D	12pcs
E		Allen Wrench	4mm	1pc

Tipping Restraint

Anti-tip kit is included for use. We recommend installing for safety reason



Adjust Leveler if needed to level case on uneven floor.



Note: Anti-tipkit restraint is provided . Please follow the instructions enclosed with the pack .