

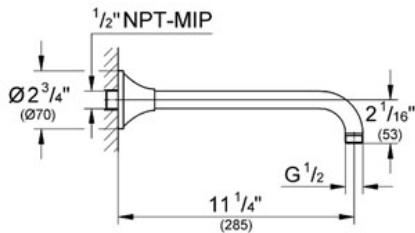
RAINSHOWER® GRANDERA™ Shower Arm 11 1/4" NPT

MODEL # 27988

Pure Freude an Wasser

GROHE

GROHE America, Inc | 200 North Gary Avenue, Suite G, Roselle, IL 60172
Phone: +1 (800) 444-7643 | Fax: +1 (800) 225-2778 | us-customerservice@grohe.com



Product Description: Shower Arm 11 1/4" NPT

Standard Specification:

- GROHE StarLight® finish
- Grandera™ escutcheon
- Suitable for all Grandera™ head showers
- Metal
- Connection thread 1/2" NPT

Applicable Codes & Standards:

- Energy Policy Act of 1992
- ASME A112.18.1/CSA B125.1

Color:

- 27988 000 chrome
- 27988 EN0 Brushed Nickel

GRANDERA

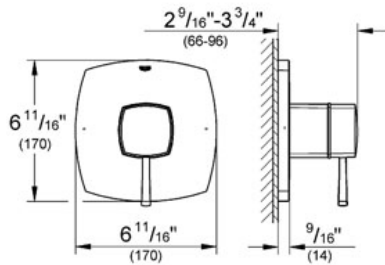
Single function pressure balance trim with control module

MODEL # 19933

Pure Freude an Wasser



GROHE America, Inc | 200 North Gary Avenue, Suite G, Roselle, IL 60172
 Phone: +1 (800) 444-7643 | Fax: +1 (800) 225-2778 | us-customerservice@grohe.com

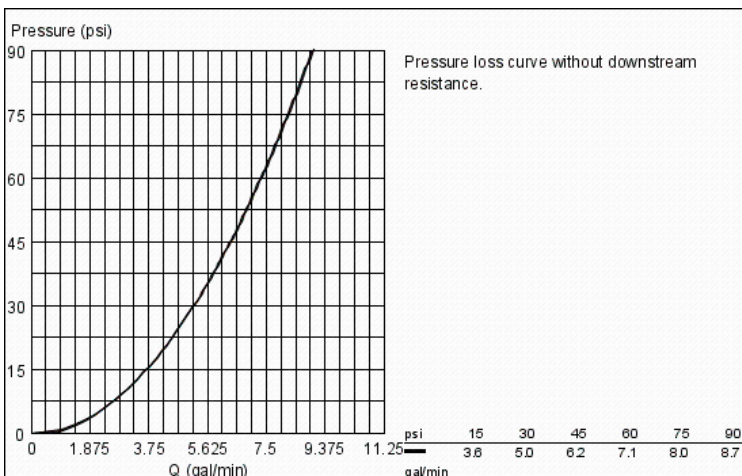


Product Description:
 Single function pressure balance trim with control module

- Standard Specification:**
- GROHE StarLight® finish
 - For shower only or shower/tub with diverter applications
 - Integrated bypass option when used with diverter tub spout
 - For use with GrohFlex™ universal rough-in box 35 026 000 sold separately
 - 6.1 gpm at 45 psi

- Applicable Codes & Standards:**
- Energy Policy Act of 1992
 - ASME A112.18.1/CSA B125.1
 - ICC/ANSI A117.1

- Color:**
- 19933 000 chrome
 - 19933 EN0 Brushed Nickel

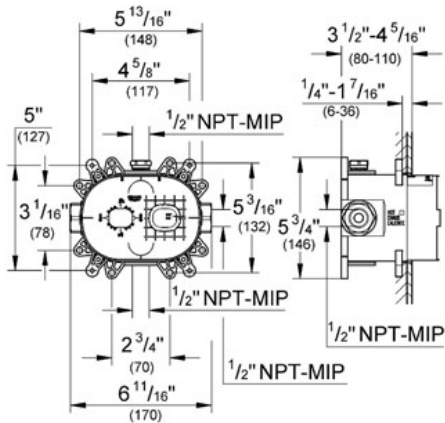



GROHFLEX™
 Universal Rough-In Box
 MODEL # 35026

Pure Freude an Wasser



GROHE America, Inc | 200 North Gary Avenue, Suite G, Roselle, IL 60172
 Phone: +1 (800) 444-7643 | Fax: +1 (800) 225-2778 | us-customerservice@grohe.com



Product Description:
 Universal Rough-In Box

Standard Specification:

- Inlets and outlets $1/2''$
- Fixing points for front and back wall
- Leakproof housing
- Integrated service stops
- Flushing plug
- Removable protection cover with installation information
- For use with the GrohFlex Bathroom Solution Kits (sold separately):
 - Pressure Balance Valves and Thermostats
 - Single Function, Dual Function or Custom Shower

Applicable Codes & Standards:

- Energy Policy Act of 1992
- ASME A112.18.1/CSA B125.1

Color:

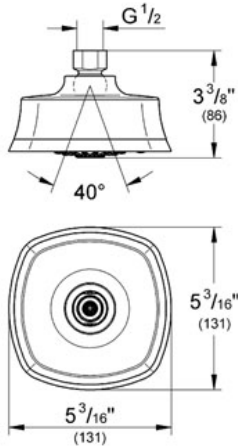
□ 35026 000

EUPHORIA GRANDERA™ 130
MASSAGE
Head shower 3 sprays
MODEL # 26035

Pure Freude an Wasser

GROHE

GROHE America, Inc | 200 North Gary Avenue, Suite G, Roselle, IL 60172
Phone: +1 (800) 444-7643 | Fax: +1 (800) 225-2778 | us-customerservice@grohe.com



Product Description:
Head shower 3 sprays

Standard Specification:

- GROHE StarLight® finish
- GROHE SprayDimmer (flow rate reduction)
- GROHE EcoJoy® 2.0g flow limiter
- GROHE DreamSpray® perfect spray pattern
- SpeedClean anti-lime system
- Spray pattern: Rain, SmartRain, Massage
- Metal
- Suitable for instantaneous heater
- This head shower can be used only in conjunction with shower arm 26 036
- Min. recommended pressure 15 psi
- Max Flow Rate 2.0 gpm (7.6 L/min)

Applicable Codes & Standards:

- Energy Policy Act of 1992
- ASME A112.18.1/CSA B125.1
- US Federal and State material regulations
- CalGreen

Color:

- 26035 000 chrome
- 26035 EN0 Brushed Nickel