

5 5/8" Tubular Shower Arm

MODEL # 27414

Pure Freude an Wasser



GROHE America, Inc | 200 North Gary Avenue, Suite G, Roselle, IL 60172
Phone: +1 (800) 444-7643 | Fax: +1 (800) 225-2778 | us-customerservice@grohe.com



Product Description:
5 5/8" Tubular Shower Arm

Standard Specification:

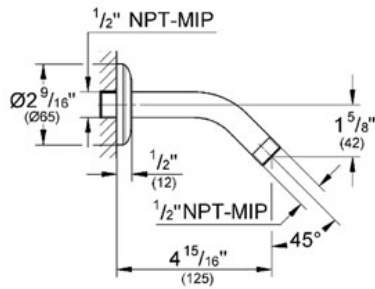
- GROHE StarLight® finish
- 1/2" Connection thread
- Projection 5 5/8"

Applicable Codes & Standards:

- Energy Policy Act of 1992
- ASME A112.18.1/CSA B125.1

Color:

- 27414 000 chrome
- 27414 EN0 Brushed Nickel



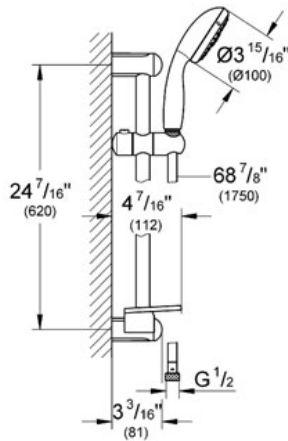
NEW TEMPESTA 100 Shower rail set 4 sprays

MODEL # 28436

Pure Freude an Wasser



GROHE America, Inc | 200 North Gary Avenue, Suite G, Roselle, IL 60172
Phone: +1 (800) 444-7643 | Fax: +1 (800) 225-2778 | us-customerservice@grohe.com



Product Description: Shower rail set 4 sprays

Standard Specification:

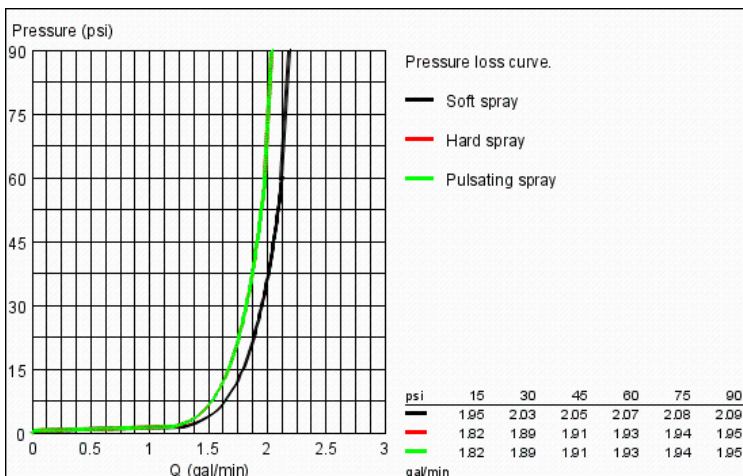
- GROHE StarLight® finish
- GROHE DreamSpray® perfect spray pattern
- GROHE EcoJoy® technology for less water and perfect flow
- SpeedClean anti-lime system
- Inner WaterGuide for a longer life
- Suitable for instantaneous heater
- Handshower (28 421 001)
- 24" shower bar (27 523 000)
- Relaxaflex 69" hose (28 154)
- GROHE EasyReach™ tray (27 596 000)
- ShockProof silicone ring prevents damages caused by shower falling
- Min. recommended pressure 15 psi
- Max Flow Rate 2.5 gpm (9.5 L/min)

Applicable Codes & Standards:

- Energy Policy Act of 1992
- ASME A112.18.1/CSA B125.1

Color:

- 28436 001 chrome
- 28436 EN1 Brushed Nickel inf

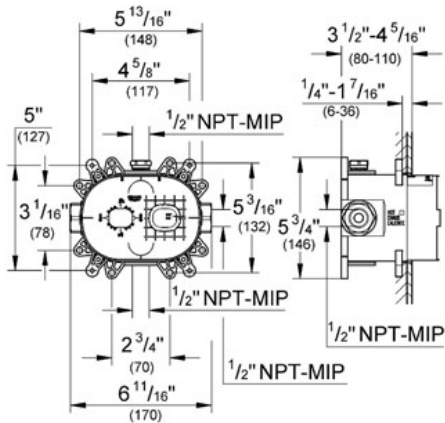



GROHFLEX™
 Universal Rough-In Box
 MODEL # 35026

Pure Freude an Wasser



GROHE America, Inc | 200 North Gary Avenue, Suite G, Roselle, IL 60172
 Phone: +1 (800) 444-7643 | Fax: +1 (800) 225-2778 | us-customerservice@grohe.com



Product Description:
 Universal Rough-In Box

Standard Specification:

- Inlets and outlets 1/2"
- Fixing points for front and back wall
- Leakproof housing
- Integrated service stops
- Flushing plug
- Removable protection cover with installation information
- For use with the GrohFlex Bathroom Solution Kits (sold separately):
 - Pressure Balance Valves and Thermostats
 - Single Function, Dual Function or Custom Shower

Applicable Codes & Standards:

- Energy Policy Act of 1992
- ASME A112.18.1/CSA B125.1

Color:

□ 35026 000

EUPHORIA COSMOPOLITAN 180

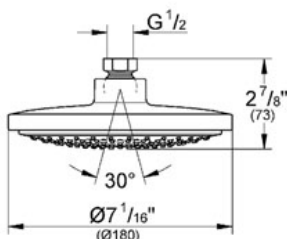
Head shower 1 spray

MODEL # 27492

Pure Freude an Wasser



GROHE America, Inc | 200 North Gary Avenue, Suite G, Roselle, IL 60172
 Phone: +1 (800) 444-7643 | Fax: +1 (800) 225-2778 | us-customerservice@grohe.com



Product Description:
 Head shower 1 spray

Standard Specification:

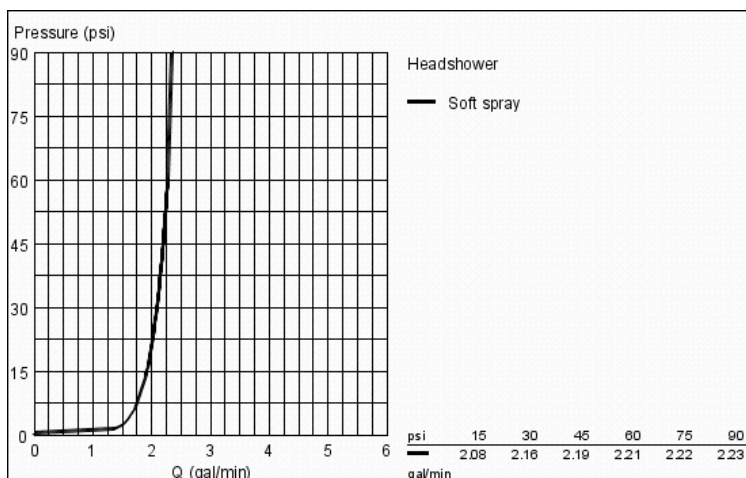
- GROHE StarLight® finish
- GROHE EcoJoy® technology for less water and perfect flow
- GROHE DreamSpray® perfect spray pattern
- SpeedClean anti-lime system
- Rain
- Rotating ball joint ± 15°
- Max FLow Rate 2.5 gpm
- 1/2" Connection thread
- Suitable for instantaneous heater
- Max Flow Rate 2.5 gpm at 80 psi (9.5 L/min)

Applicable Codes & Standards:

- Energy Policy Act of 1992
- ASME A112.18.1/CSA B125.1
- US Federal and State material regulations

Color:

- 27492 000 chrome
- 27492 EN0 Brushed Nickel



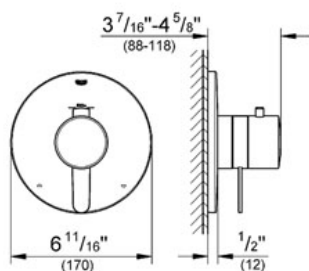
EUROPLUS

Dual function thermostatic trim with control module

MODEL # 19878

GROHE America, Inc | 200 North Gary Avenue, Suite G, Roselle, IL 60172
 Phone: +1 (800) 444-7643 | Fax: +1 (800) 225-2778 | us-customerservice@grohe.com

Pure Freude an Wasser



Product Description:
 Dual function thermostatic trim with control module

Standard Specification:

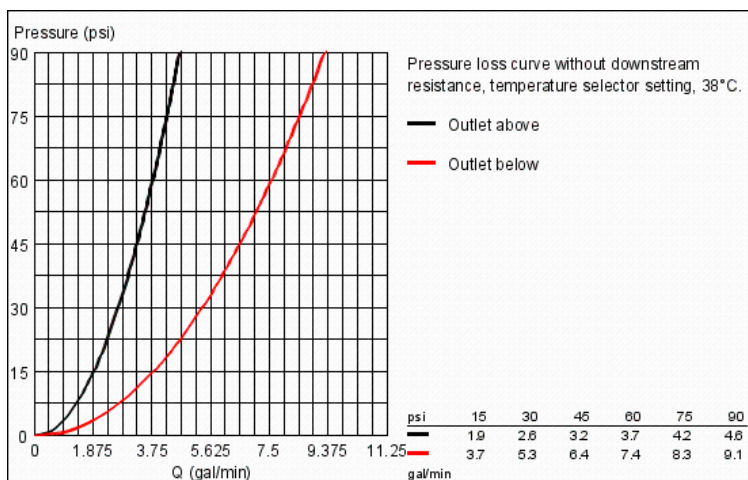
- GROHE StarLight® finish
- GROHE TurboStat® technology
- GROHE SilkMove®
- For shower/tubs with non-diverter tub spout or for 2 shower outlet applications
- Integrated volume control
- 2-way diverter function
- For use with GrohFlex™ universal rough-in box 35 026 000 sold separately
- 6.3 gpm at 45 psi (bottom outlet)
- 3.2 gpm at 45 psi (top outlet)

Applicable Codes & Standards:

- Energy Policy Act of 1992
- ASME A112.18.1/CSA B125.1

Color:

- 19878 000 chrome
- 19878 EN0 Brushed Nickel



RELEXA
Shower outlet elbow
MODEL # 28627

Pure Freude an Wasser



GROHE America, Inc | 200 North Gary Avenue, Suite G, Roselle, IL 60172
Phone: +1 (800) 444-7643 | Fax: +1 (800) 225-2778 | us-customerservice@grohe.com



Product Description:
Shower outlet elbow

Standard Specification:

- GROHE StarLight® finish
- 1/2" NPT Female Threads

Applicable Codes & Standards:

- Energy Policy Act of 1992
- ASME A112.18.1/CSA B125.1

Color:

- 28627 000 chrome
- 28627 EN0 Brushed Nickel

