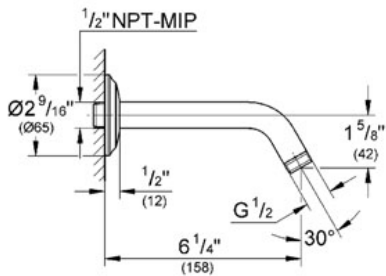


SEABURY
Shower Arm 6 1/4" NPT
MODEL # 27011

Pure Freude an Wasser



GROHE America, Inc | 200 North Gary Avenue, Suite G, Roselle, IL 60172
Phone: +1 (800) 444-7643 | Fax: +1 (800) 225-2778 | us-customerservice@grohe.com



Product Description:
Shower Arm 6 1/4" NPT

- Standard Specification:**
- GROHE StarLight® finish
 - Escutcheon
 - 1/2" Connection thread

- Applicable Codes & Standards:**
- Energy Policy Act of 1992
 - ASME A112.18.1/CSA B125.1

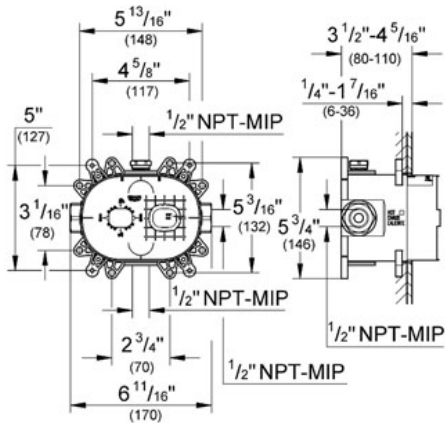

- Color:**
- 27011 000 chrome
 - 27011 BE0 Sterling inf
 - 27011 EN0 Brushed Nickel
 - 27011 ZB0 Oil Rubbed Bronze

GROHFLEX™
 Universal Rough-In Box
 MODEL # 35026

Pure Freude an Wasser



GROHE America, Inc | 200 North Gary Avenue, Suite G, Roselle, IL 60172
 Phone: +1 (800) 444-7643 | Fax: +1 (800) 225-2778 | us-customerservice@grohe.com



Product Description:
 Universal Rough-In Box

Standard Specification:

- Inlets and outlets $1/2''$
- Fixing points for front and back wall
- Leakproof housing
- Integrated service stops
- Flushing plug
- Removable protection cover with installation information
- For use with the GrohFlex Bathroom Solution Kits (sold separately):
 - Pressure Balance Valves and Thermostats
 - Single Function, Dual Function or Custom Shower

Applicable Codes & Standards:

- Energy Policy Act of 1992
- ASME A112.18.1/CSA B125.1

Color:

□ 35026 000

RAINSHOWER® RUSTIC 160

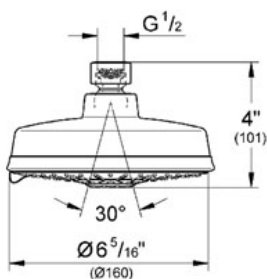
Head shower 4 sprays

MODEL # 27130

Pure Freude an Wasser



GROHE America, Inc | 200 North Gary Avenue, Suite G, Roselle, IL 60172
 Phone: +1 (800) 444-7643 | Fax: +1 (800) 225-2778 | us-customerservice@grohe.com



Product Description:

Head shower 4 sprays

Standard Specification:

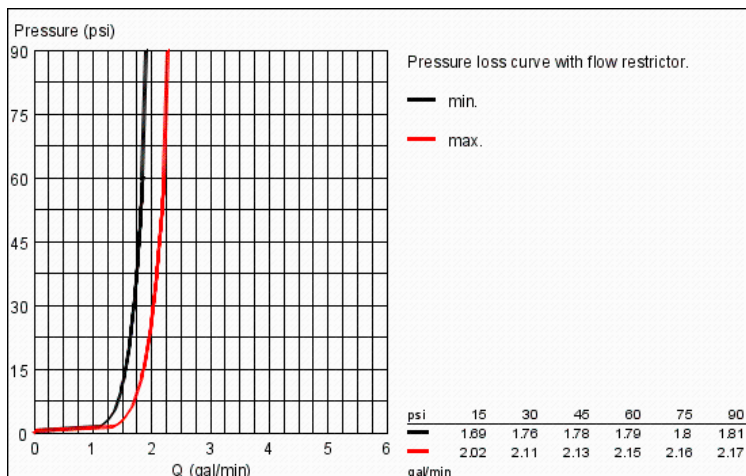
- Diameter Ø 6 5/16"
- GROHE StarLight® finish
- SpeedClean anti-lime system
- GROHE EcoJoy® 2.4 g flow limiter
- Suitable for instantaneous heater
- Recommended for use with Rainshower shower arms.
- 4 spray patterns: Rain / Jet / Pure / Champagne spray
- 15° swivel ball joint (± 15°)
- Min. recommended pressure 7 psi
- Max Flow Rate 2.5 gpm at 80 psi (9.5 L/min)

Applicable Codes & Standards:

- Energy Policy Act of 1992
- ASME A112.18.1/CSA B125.1

Color:

- 27130 000 chrome
- 27130 BE0 Sterling inf
- 27130 EN0 Brushed Nickel
- 27130 ZB0 Oil Rubbed Bronze



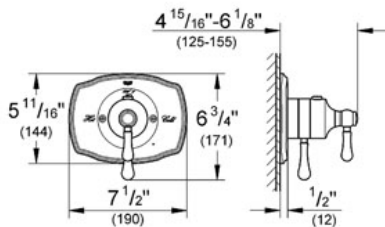
GROHFLEX 2000

Single function thermostatic trim with control module

MODEL # 19822

GROHE America, Inc | 200 North Gary Avenue, Suite G, Roselle, IL 60172
 Phone: +1 (800) 444-7643 | Fax: +1 (800) 225-2778 | us-customerservice@grohe.com

Pure Freude an Wasser



Product Description:
 Single function thermostatic trim with control module

- Standard Specification:**
- GROHE TurboStat® technology
 - GROHE SilkMove®
 - GROHE StarLight® finish
 - For shower only or shower/tub with diverter applications
 - Integrated volume control
 - Integrated bypass option when used with diverter tub spout
 - 1 axis operation
 - For use with GrohFlex™ universal rough-in box 35 026 000 sold separately
 - 6.3 gpm at 45 psi

- Applicable Codes & Standards:**
- Energy Policy Act of 1992
 - ASME A112.18.1/CSA B125.1
 - ICC/ANSI A117.1

- Color:**
- 19822 BE0 Sterling inf
 - 19822 EN0 Brushed Nickel
 - 19822 ZB0 Oil Rubbed Bronze
 - 19822 000 chrome

