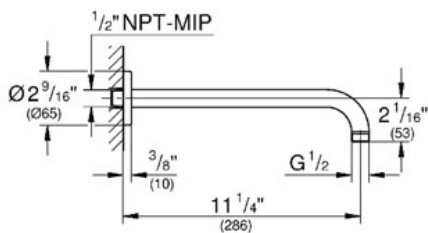


RAINSHOWER®
Shower Arm 11 1/4" NPT
MODEL # 28577

Pure Freude an Wasser



GROHE America, Inc | 200 North Gary Avenue, Suite G, Roselle, IL 60172
Phone: +1 (800) 444-7643 | Fax: +1 (800) 225-2778 | us-customerservice@grohe.com



Product Description:
Shower Arm 11 1/4" NPT

Standard Specification:

- GROHE StarLight® finish
- Can be used with all Rainshower shower heads except Rainshower Jumbo
- 1/2" NPT Male Threads

Applicable Codes & Standards:

- Energy Policy Act of 1992
- ASME A112.18.1/CSA B125.1

Color:

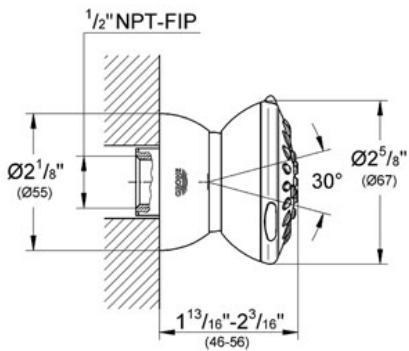
- 28577 000 chrome
- 28577 BE0 Sterling inf
- 28577 EN0 Brushed Nickel
- 28577 ZB0 Oil Rubbed Bronze

GROHE ONDUS®/RELEXA 65
MASSAGE NPT
Side Shower 2 Sprays
MODEL # 27070

Pure Freude an Wasser



GROHE America, Inc | 200 North Gary Avenue, Suite G, Roselle, IL 60172
Phone: +1 (800) 444-7643 | Fax: +1 (800) 225-2778 | us-customerservice@grohe.com



Product Description:
Side Shower 2 Sprays

Standard Specification:

- GROHE StarLight® finish
- SpeedClean anti-lime system
- Inner WaterGuide for a longer life
- 2 adjustable sprays: Wide Spray / Massage
- 1/2" NPT Female Threads
- GROHE DreamSpray® perfect spray pattern
- Ball-joint
- Max Flow Rate 2.5 gpm (9.5 L/min)

Applicable Codes & Standards:

- Energy Policy Act of 1992
- ASME A112.18.1/CSA B125.1

Color:

- 27070 000 chrome
- 27070 EN0 Brushed Nickel
- 27070 ZB0 Oil Rubbed Bronze

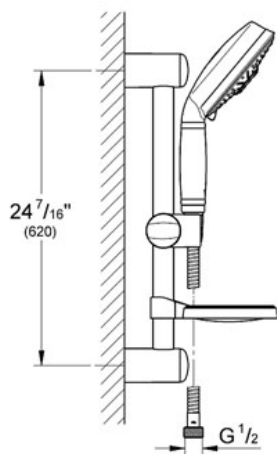
RAINSHOWER® RUSTIC 130 Shower Set

MODEL # 27140

Pure Freude an Wasser



GROHE America, Inc | 200 North Gary Avenue, Suite G, Roselle, IL 60172
Phone: +1 (800) 444-7643 | Fax: +1 (800) 225-2778 | us-customerservice@grohe.com



Product Description: Shower Set

Standard Specification:

- GROHE StarLight® finish
- SpeedClean anti-lime system
- 24" shower bar (28 666)
- Rustic hand shower 5 1/8" (27 129)
- 69" shower hose (28 025)
- Soap dish
- Twistfree to prevent hose from twisting
- Max Flow Rate 2.5 gpm at 80 psi (9.5 L/min)

Applicable Codes & Standards:

- Energy Policy Act of 1992
- ASME A112.18.1/CSA B125.1

Color:

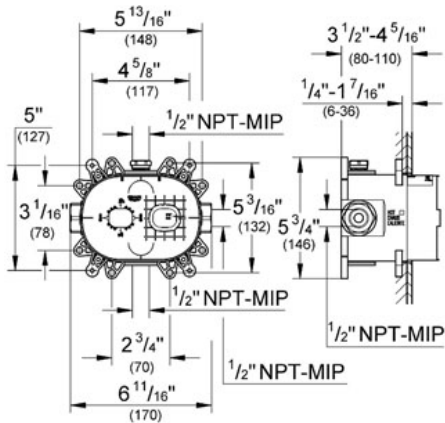

- 27140 000 chrome
- 27140 BE0 Sterling inf
- 27140 EN0 Brushed Nickel
- 27140 ZB0 Oil Rubbed Bronze

GROHFLEX™
 Universal Rough-In Box
 MODEL # 35026

Pure Freude an Wasser



GROHE America, Inc | 200 North Gary Avenue, Suite G, Roselle, IL 60172
 Phone: +1 (800) 444-7643 | Fax: +1 (800) 225-2778 | us-customerservice@grohe.com



Product Description:
 Universal Rough-In Box

Standard Specification:

- Inlets and outlets 1/2"
- Fixing points for front and back wall
- Leakproof housing
- Integrated service stops
- Flushing plug
- Removable protection cover with installation information
- For use with the GrohFlex Bathroom Solution Kits (sold separately):
 - Pressure Balance Valves and Thermostats
 - Single Function, Dual Function or Custom Shower

Applicable Codes & Standards:

- Energy Policy Act of 1992
- ASME A112.18.1/CSA B125.1

Color:

□ 35026 000

RAINSHOWER RUSTIC 210

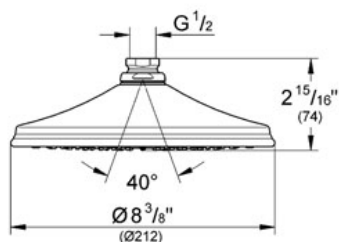
Head shower 1 spray

MODEL # 28375

Pure Freude an Wasser



GROHE America, Inc | 200 North Gary Avenue, Suite G, Roselle, IL 60172
 Phone: +1 (800) 444-7643 | Fax: +1 (800) 225-2778 | us-customerservice@grohe.com



Product Description:

Head shower 1 spray

Standard Specification:

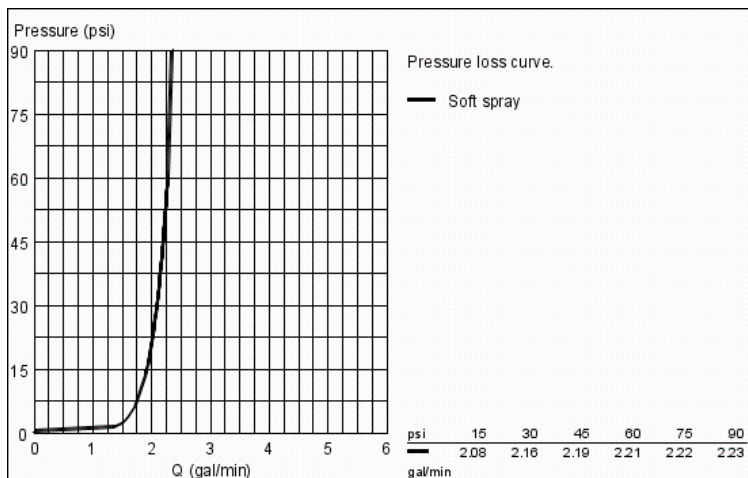
- GROHE StarLight® finish
- Spray pattern Rain
- SpeedClean anti-lime system
- brass
- Diameter Ø 8 1/4"
- 120 spray nozzles
- GROHE EcoJoy® 2.4 g flow limiter
- Normal (wide) spray **starting at 7 psi** flow pressure
- 20° swivel ball joint (± 20°)
- 1/2" Connection thread
- Max Flow Rate 2.5 gpm at 80 psi (9.5 L/min)

Applicable Codes & Standards:

- Energy Policy Act of 1992
- ASME A112.18.1/CSA B125.1

Color:

- 28375 000 chrome
- 28375 BE0 Sterling inf
- 28375 EN0 Brushed Nickel
- 28375 ZB0 Oil Rubbed Bronze



GROHTHERM 2000 AUTHENTIC

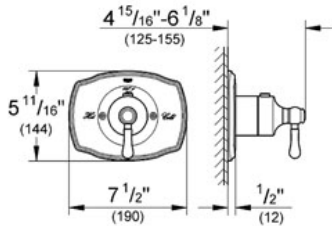
Custom shower thermostatic trim with control module

MODEL # 19839

Pure Freude an Wasser



GROHE America, Inc | 200 North Gary Avenue, Suite G, Roselle, IL 60172
 Phone: +1 (800) 444-7643 | Fax: +1 (800) 225-2778 | us-customerservice@grohe.com



ADA

Product Description:

Custom shower thermostatic trim with control module

Standard Specification:

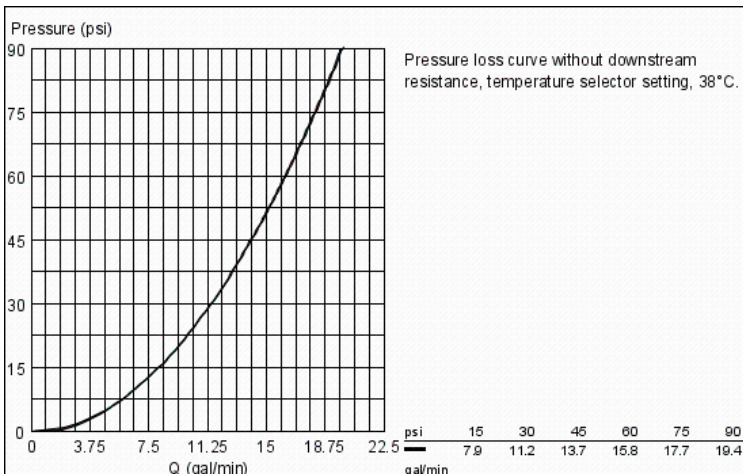
- GROHE TurboStat® technology
- For high-flow, multiple outlet custom shower applications
- Requires separate volume controls
- For use with GrohFlex™ universal rough-in box 35 026 000 sold separately
- Max Flow Rate: 14 gpm at 45 psi

Applicable Codes & Standards:

- Energy Policy Act of 1992
- ASME A112.18.1/CSA B125.1
- ICC/ANSI A117.1

Color:

- 19839 BE0 Sterling inf
- 19839 EN0 Brushed Nickel
- 19839 ZB0 Oil Rubbed Bronze
- 19839 000 chrome

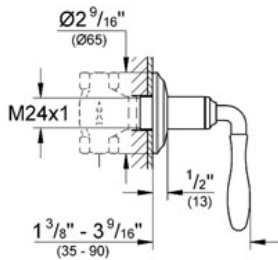


SEABURY
Concealed Valve Exposed Part
MODEL # 19828

Pure Freude an Wasser



GROHE America, Inc | 200 North Gary Avenue, Suite G, Roselle, IL 60172
Phone: +1 (800) 444-7643 | Fax: +1 (800) 225-2778 | us-customerservice@grohe.com



ADA

Product Description:
Concealed Valve Exposed Part

Standard Specification:

- GROHE StarLight® finish
- Lever handle
- Set for final installation for 29 273 (1/2" NPT) and 29 274 (3/4" NPT)
- Without concealed body

Applicable Codes & Standards:

- Energy Policy Act of 1992
- ASME A112.18.1/CSA B125.1
- ICC/ANSI A117.1

Color:

- 19828 000 chrome
- 19828 BE0 Sterling inf
- 19828 EN0 Brushed Nickel
- 19828 ZB0 Oil Rubbed Bronze

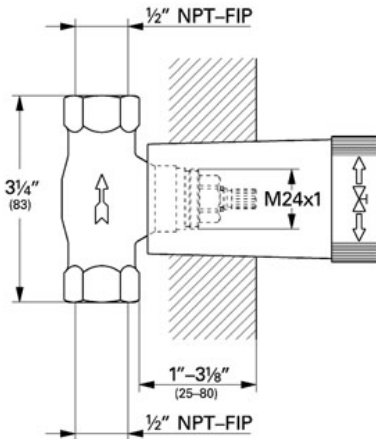
Concealed stop-valve, 1/2"

MODEL # 29273

Pure Freude an Wasser



GROHE America, Inc | 200 North Gary Avenue, Suite G, Roselle, IL 60172
Phone: +1 (800) 444-7643 | Fax: +1 (800) 225-2778 | us-customerservice@grohe.com



Product Description:
Concealed stop-valve, 1/2"

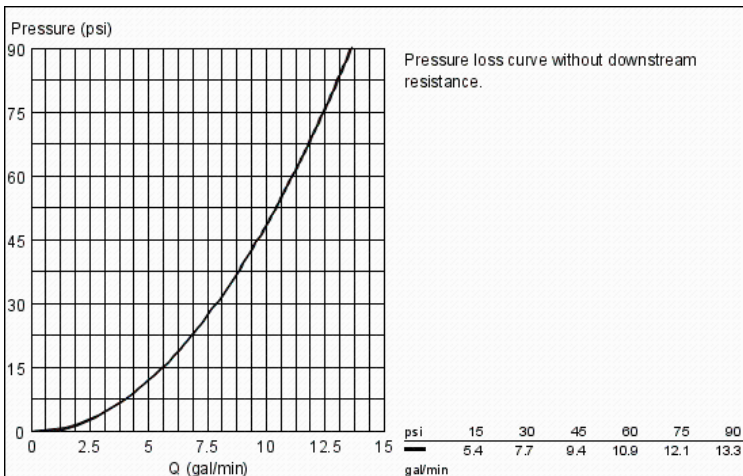
Standard Specification:

- 1/2" Threaded union
- 1/2" NPT Male Threads

Applicable Codes & Standards:

- Energy Policy Act of 1992
- ASME A112.18.1/CSA B125.1

Color:
 29273 000



MOVARIO

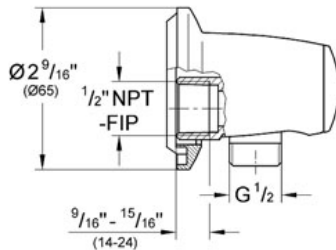
Shower outlet elbow, 1/2"

MODEL # 28459

Pure Freude an Wasser



GROHE America, Inc | 200 North Gary Avenue, Suite G, Roselle, IL 60172
 Phone: +1 (800) 444-7643 | Fax: +1 (800) 225-2778 | us-customerservice@grohe.com



Product Description:
 Shower outlet elbow, 1/2"

Standard Specification:

- GROHE StarLight® finish
- 1/2" NPT Female Threads

Applicable Codes & Standards:

- Energy Policy Act of 1992
- ASME A112.18.1/CSA B125.1

Color:

- 28459 000 chrome
- 28459 BE0 Sterling inf
- 28459 EN0 Brushed Nickel
- 28459 ZB0 Oil Rubbed Bronze
- 28459 R00 Polished Brass inf

