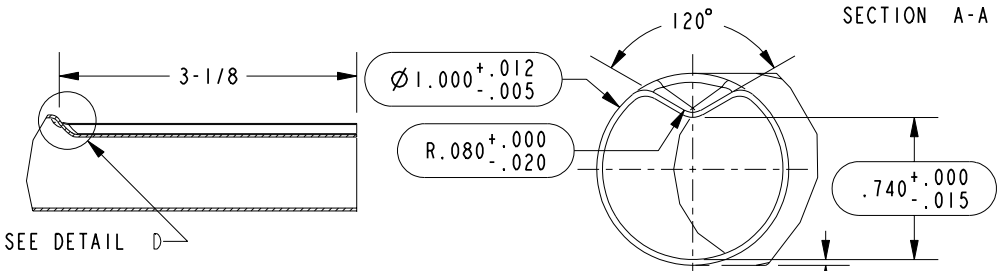
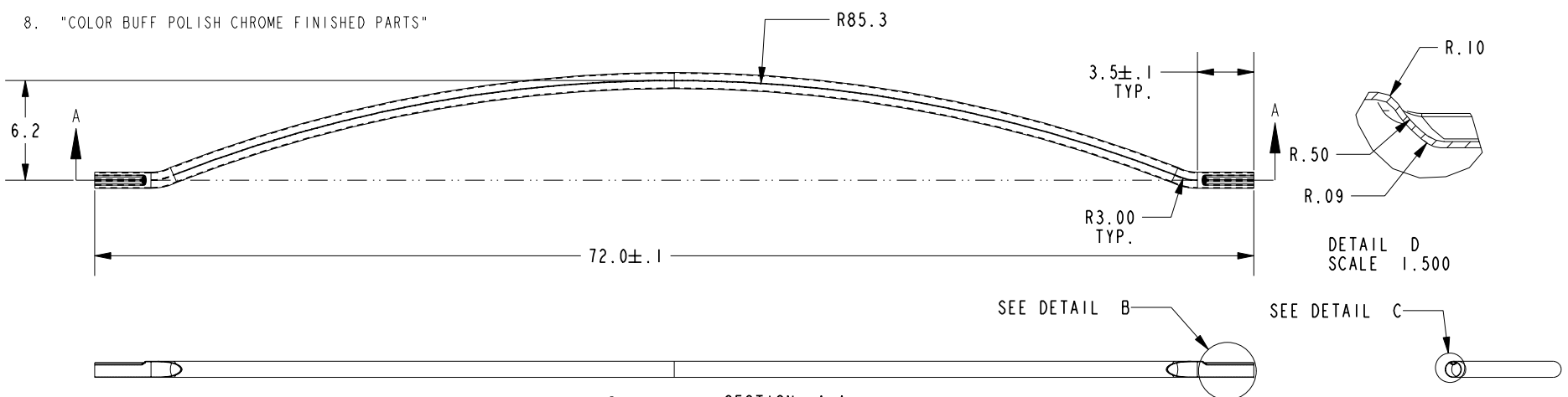
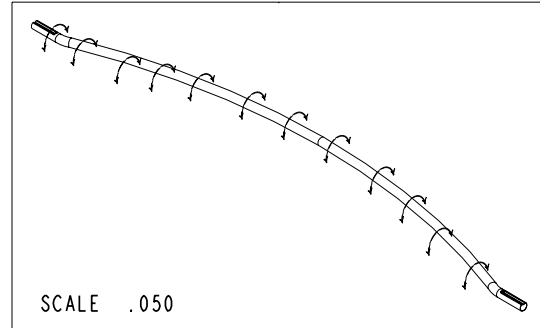


NOTES:

1. RAW METAL PARTS SHALL BE PURCHASED EXTERIOR POLISHED AND BUFFED. FOR MATERIAL SPECIFICATIONS SEE PS-E.001. FOR FINISH SPECIFICATIONS SEE SOP-Q.001 AND PS-Q.007.
2. PART GEOMETRY IS DEFINED BY CAD MODEL PROVIDED BY ENGINEERING.
3. AESTHETIC DIMENSION. FOLLOW AESTHETIC DIMENSIONS AND CAD MODEL TO MAINTAIN DESIGN INTENT (SEE PS-E.002 FOR "AESTHETIC DIMENSION" DEFINITION).
4. DIMENSIONS IN BRACKETS [] ARE IN MILLIMETERS AND FOR REFERENCE ONLY.
5. \longleftrightarrow INDICATES STROKE DIRECTION FOR SATIN FINISHES ONLY.
6. \triangle DO NOT POLISH THIS SURFACE.
7. PARTS WITH WETTED SURFACE AREA NOTED WITHIN THE ATTRIBUTES FIELD MUST MEET TOXICITY REQUIREMENTS (SEE PS-E.001 SECTION 4.0).
8. "COLOR BUFF POLISH CHROME FINISHED PARTS"

ATTRIBUTES	
TOTAL SURFACE AREA(in ²)	448.809
PLATED SURFACE AREA(in ²)	231.237
WETTED SURFACE AREA(in ²)	N/A
WEIGHT LB. (G)	1.920 LB. (871 G.)
VOLUME(in ³)	6.715



DETAIL B
SCALE .500
2 PLCS

DETAIL C
SCALE 1.000
2 PLCS

ZONE	REV	DESCRIPTION	DATE	APPROVED
-	-	-	-	-
-	-	-	-	-
-	D	EN-1122-A	06/10/09	J.M.
-	C	EN-1122	06/05/09	J.M.

COPYRIGHT 2005 BRASSTECH, INC. THESE DRAWINGS AND THE DESIGNS DEPICTED HEREIN ARE THE PROPRIETARY PROPERTY OF BRASSTECH. ANY USE OR REPRODUCTION IS SUBJECT TO THE EXPRESS APPROVAL OF BRASSTECH. UNAUTHORIZED USE IS STRICTLY PROHIBITED. ALL RIGHTS RESERVED.

-	-	UNITS ARE: INCHES [MM]
-	-	TOLERANCES ARE:
FRACTIONS	DECIMALS	ANGLES
±1/64"	.X ±.1	±1°
	.XX ±.010	
	.XXX ±.005	
(X.XXX) DENOTES CRITICAL DIMS. ALL THREADS ARE CRITICAL		
NEXT ASSY	USED ON	
APPLICATION		
REMOVE ALL BURRS AND SHARP EDGES		
MATERIAL	SS 304	CHECKED J. MANGA 10/24/08
FINISH	SEE NOTE 1	APPROVED J. MANGA 10/24/08

BRASSTECH 2001 E. CARNEGIE AVE. SANTA ANA, CA 92705 (949) 417-5207
INCORPORATED

ROD 6FT

DWG NO. 1139CR6 REV D

SCALE .100 REF. - SHEET | OF |