



Drop-In Cooktops

FFEC3605L S/W/B

36" Electric



Product Dimensions

Width	36"
Depth	21-1/2"
Height	3"

More Easy-To-Use Features

Color-Coordinated Control Knobs

White and Black cooktops come with matching knobs — while Stainless Steel models feature our neutral black knobs.

“On” Indicator

Alerts you when your cooktop is on.

Spill Saver™ Drip Bowls


Cooktop features chrome drip bowls that make cleaning up spills quick and easy.

A.D.A. Compliant

When properly installed, this model is A.D.A.-qualified based on the United States Access Board's A.D.A./A.B.A. Accessibility Guidelines and the Department of Justice's 2010 A.D.A. Standards for Accessible Design.



Available in:



Signature Features

Ready-Select® Controls

Select options or control cooking temperature with our easy-to-use controls.

Durable Stainless Steel Cooktop¹

A premium look that stands up to everyday use.

Approved Over Frigidaire® Electric Wall Ovens

Cooktops are approved for installation above any of our Electric Single Wall Ovens.

Spill Saver™ Cooktop

Cooktop contains your spillovers for easier cleanup.

Elements	Size	Watts
Right Front	8"	2,100
Right Rear	6"	1,250
Left Front	6"	1,250
Left Rear	8"	2,100

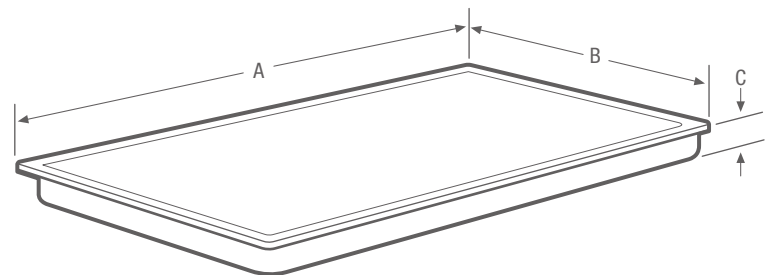
¹Select models only.

Features	
Controls	Ready-Select®
Surface Type	Brushed Chrome (S), Color-Coordinated Porcelain (W/B)
Right Front Element (Watts)	8" - 2,100
Right Rear Element (Watts)	6" - 1,250
Left Front Element (Watts)	6" - 1,250
Left Rear Element (Watts)	8" - 2,100
"On" Indicator	Yes
Control Location	Center Front
Knob Color	Black (S), Color-Coordinated (W/B)
Knob Type	Plastic
Bowl Type	Chrome
Certifications	
A.D.A. Compliant ¹	Yes
Specifications	
Power Supply Connection Location	Right Rear
Voltage Rating	240V/208V/60Hz
Connected Load (kW Rating) @ 240/208 Volts ²	6.7/5.0
Amps @ 240/208 Volts	22.3/19.2
Minimum Circuit Required (Amps)	30
Approved for Electric Single Wall Oven Combination Installation ³	Yes
Shipping Weight (Approx.)	30 Lbs.

¹When properly installed, this model is A.D.A.-qualified based on the United States Access Board's A.D.A./A.B.A. Accessibility Guidelines and the Department of Justice's 2010 A.D.A. Standards for Accessible Design.

²Single phase 3- or 4-wire cable, 120/240 or 120/208 Volt, 60 Hertz AC only electrical supply with ground required on separate circuit fused on both sides of line.

³Cooktops are approved for installation above any of our Electric Single Wall Ovens.



NOTE: Always consult local and national electric codes. Refer to Product Installation Guide for detailed installation instructions on the web at frigidaire.com.

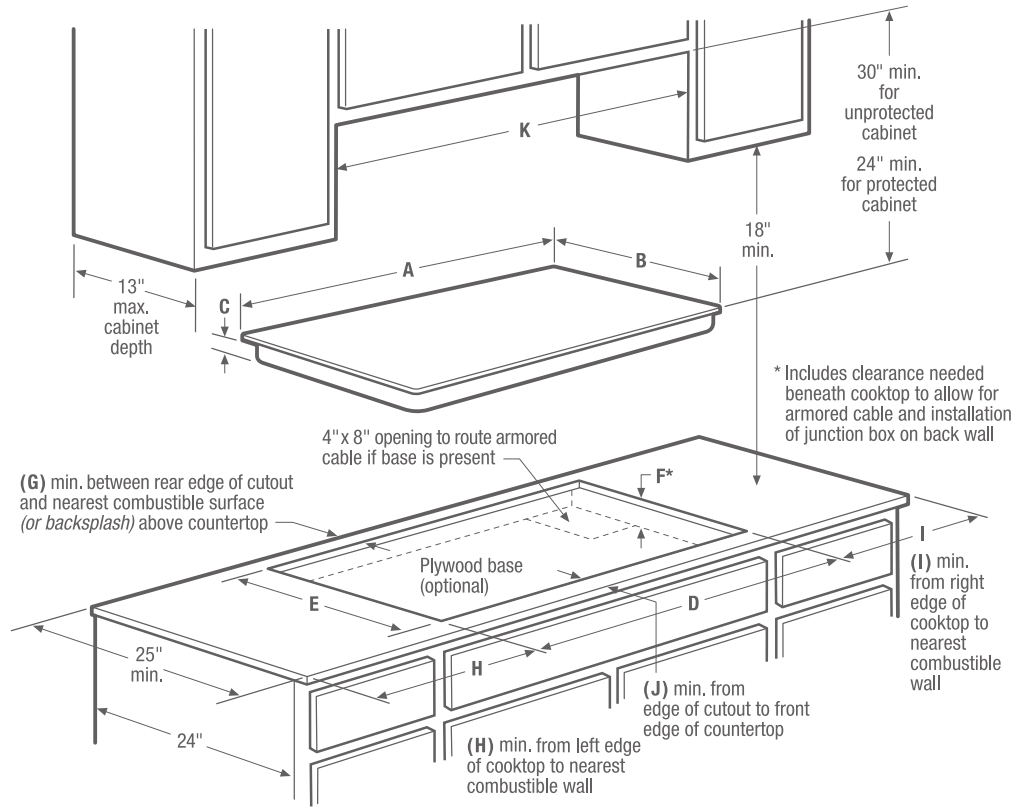


Product Dimensions	
A - Width	36"
B - Depth	21-1/2"
C - Height	3"

Cutout Dimensions	
Width (Min.)	32-3/4"
Width (Max.)	34-1/4"
Depth (Min.)	19"
Depth (Max.)	20"
Height	5"

Granite Countertop
Installation Kit available.

Accessories information available
on the web at frigidaire.com



Product Dimensions			Required Clearances			
A - Width	B - Depth	C - Height	G (min.)	H (min.)	I (min.)	J (min.)
36"	21-1/2"	3"	2-1/4"	7-1/2"	7-1/2"	2-1/2"
Product Cutout Dimensions			K - Cabinet Opening Width (min.)	Utility Connection Locations		
D - Width (min. - max.)	E - Depth (min. - max.)	F - Height (min.)*		Power Supply		
32-3/4" - 34-1/4"	19" - 20"	5"	36"	Right Rear		

Drop-In Cooktop Specifications

- Product Shipping Weight (approx.) - 30 Lbs.
- Single phase 3- or 4-wire cable, 120/240 or 120/208 Volt, 60 Hertz AC only electrical supply with ground required on separate circuit fused on both sides of line.
- Connected Load (kW Rating) @ 240/208 Volts = 6.7/5.0kW
- Amps @ 240/208 Volts = 22.3/19.2 Amps
- Recommended Circuit Breaker - 30 Amps
- Always consult local and national electric codes.
- Cooktop cutout height includes clearance needed beneath cooktop to allow for armored cable and installation of junction box on back wall. Position center of junction box 10" inward from right side of cooktop cutout, and 12" down from underside of countertop.
- Overhead cabinetry should not exceed a 13" maximum depth.
- Absolute minimum horizontal distance between overhead cabinets installed to either side of appliance must be no less than 36".
- Allow 30" minimum clearance between top of cooktop platform and bottom of unprotected wood or metal overhead cabinet; or 24" minimum clearance when bottom of wood or metal overhead cabinet is protected by not less than 1/8" flame-retardant millboard covered with not less than No. 28 MGS sheet steel, 0.015" stainless steel, 0.024" aluminum or 0.020" copper.

- Allow 2-1/4" minimum clearance between rear edge of cutout and nearest combustible surface (or backsplash) above countertop.
- Allow 7-1/2" minimum required clearance from left edge of cooktop to nearest combustible wall and 7-1/2" minimum from right edge of cooktop to nearest combustible wall.
- Installation of drawer not recommended beneath cooktop.
- To reduce risk of fire when using overhead cabinetry, install range hood that projects horizontally a recommended minimum of 5" beyond bottom of cabinets.
- Electric Drop-In Cooktop model FFEC3605L is NOT approved to be used over any Frigidaire® Single Wall Oven.

Note: For planning purposes only. Refer to Product Installation Guide on the web at frigidaire.com for detailed instructions.

Optional Accessories

- Granite Countertop Installation Kit - (PN # 903061-9010).