

## TECHNICAL DATA

# LIBERTY HARDWARE®

MANUFACTURING CORPORATION

A Masco Company

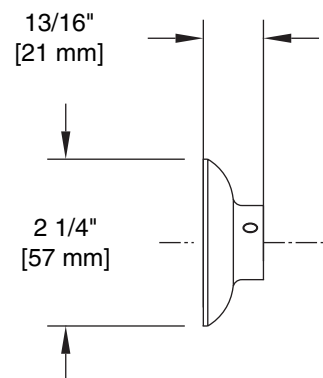
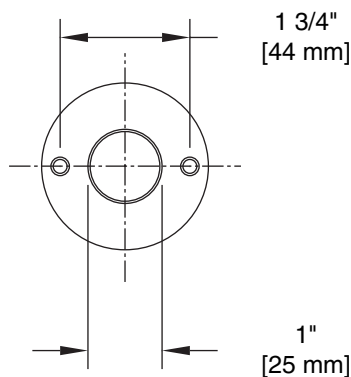
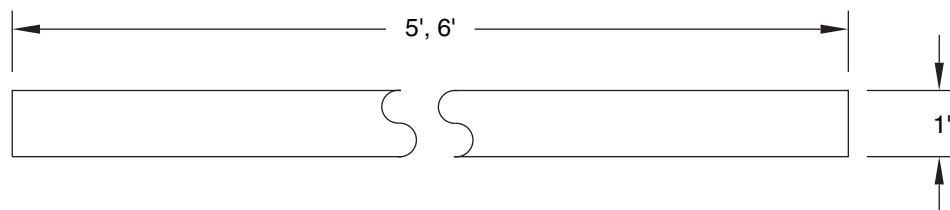
140 Business Park Drive • Winston-Salem, NC 27107

800.542.3789 • T 336.769.4077 • F 336.769.1839

www.libertyhardware.com

## SHOWER ROD

105 & 110 Series



**MATERIALS:** 1" O.D. x .020 (25 gauge) seamless chrome plated brass. Flange material as listed under each model number.

**INSTALLATION:** Install flanges and rod with 4- #8 x 1 1/4" flathead zinc plated steel screws provided. Tighten set screws on flanges until rod is secure. Wood blocking is preferable behind all wall surfaces. If wood blocking is not available, the following optional fasteners are suggested:

Tile/Masonry - Plastic or lead anchors  
Plaster/Drywall - Toggle bolts

**SPECIFICATION:** Surface mounted shower rod shall be model \_\_\_\_\_ (fill in model number and length) by Liberty Hardware Manufacturing Corporation.