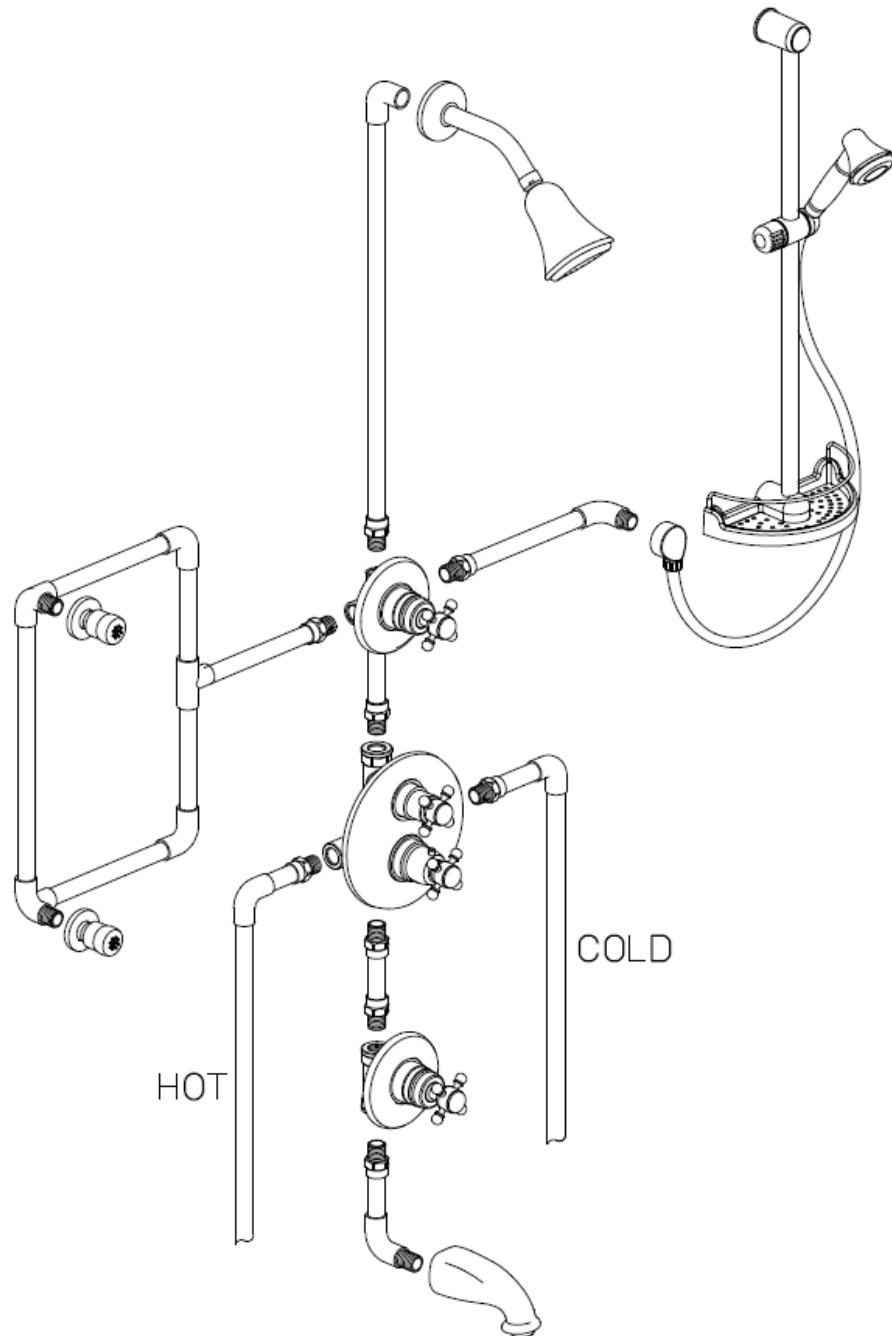


Serie Caffè

88KIT10

Shower kit 10



Serie Caffè

8812400

Adjustable Slidebar Handshower Set

STANDARDS

- Compliant with ASME A112.18.1-B125.1 requirements
- Certified By CSA international

Finishes	8812400PC	8812400BN	8812400TB
Polished Chrome	X		
Brushed Nickel		X	
Tuscan Bronze			X

Features	8812400PC	8812400BN	8812400TB
24" Adjustable Brass Slide Bar	X	X	X
Hand Shower with Dual Check Valves	X	X	X
Back Flow Prevention System	X	X	X
Includes: Hand Shower, Hose, Slide Bar, and Drop Elbow	X	X	X
60" Hose with Matching Finish	X	X	X
Self Cleaning Spray Head	X	X	X
Step By Step Installation Instructions	X	X	X
Limited Lifetime Warranty	X	X	X



Project: _____
 Contractor: _____

Serie Caffè

8875000

Showerhead Kit

STANDARDS

- Compliant with ASME A112.18.1-B125.1 requirements
- Certified By CSA international

Finishes	8875000PC	8875000BN	8875000TB
Polished Chrome	X		
Brushed Nickel		X	
Tuscan Bronze			X

Features	8875000PC	8875000BN	8875000TB
Showerhead Kit with Matching 6" arm and flange	X	X	X
Delivers 2.5gpm at 80psi MAX	X	X	X
Showerhead features Rotating Ball Joint	X	X	X
1/2" NPT Inlets	X	X	X
Self Cleaning Spray Nozzles	X	X	X
Step-By-Step Installation Instructions	X	X	X
Limited Lifetime Warranty	X	X	X



Project: _____
 Contractor: _____

Serie Caffè

8872100

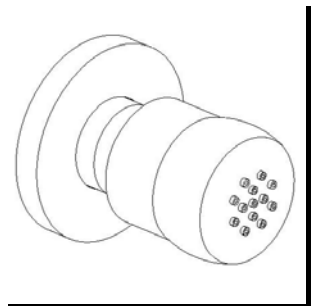
Body Spray

STANDARDS

- Compliant with ASME A112.18.1-B125.1 requirements
- Certified By CSA international

Finishes	8872100PC	8872100BN	8872100TB
Polished Chrome	X		
Brushed Nickel		X	
Tuscan Bronze			X

Features	8872100PC	8872100BN	8872100TB
Invigorating Body Jet	X	X	X
Delivers 2.5gpm at 80psi MAX	X	X	X
Sprayer features 30° Rotation	X	X	X
1/2" NPT Inlets	X	X	X
Self Cleaning Spray Nozzles	X	X	X
Step-By-Step Installation Instructions	X	X	X
Limited Lifetime Warranty	X	X	X



Project: _____
 Contractor: _____

Serie Caffè

8869000

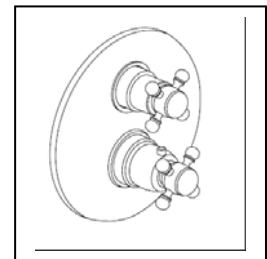
1/2" Thermostatic Valve with Volume Control
Trim only

STANDARDS

- Compliant with ASME A112.18.1-B125.1
- Compliant with ASSE 1016
- Certified by CSA International

Finishes	8869000PC	8869000BN	8869000TB
Polished Chrome	X		
Brushed Nickel		X	
Tuscan Bronze			X

Features	8869000PC	8869000BN	8869000TB
Solid Brass Construction	X	X	X
1/2" Stacked Thermostatic Valve Featuring Ceramic Discs	X	X	X
High Flow Valve Supports Multiple Outlets	X	X	X
Kit Includes Trim and Thermostatic cartridge	X	X	X
1/2" NPT Inlets	X	X	X
Progressive Volume Control	X	X	X
Independent Temperature Control	X	X	X
Step-By-Step Installation Instructions	X	X	X
Limited Lifetime Warranty	X	X	X



Project: _____
Contractor: _____

Serie Caffè

8843000

Tub Spout

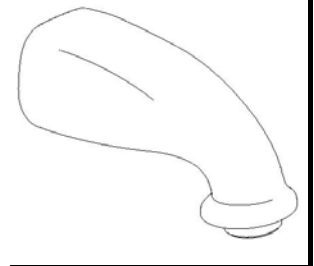
STANDARDS

- Compliant with ASME A112.18.1-B125.1 requirements
- Certified By CSA international

Finishes	8843000PC	8843000BN	8843000TB
Polished Chrome	X		
Brushed Nickel		X	
Tuscan Bronze			X

Features	8843000PC	8843000BN	8843000TB
Solid Brass Construction	X	X	X
½" NPT inlet connector	X	X	X
Non-Diverting, Polished Tub Spout	X	X	X
Step by Step Installation Instructions	X	X	X
Limited Lifetime Warranty	X	X	X

Project: _____
 Contractor: _____



Serie Caffè

8842500

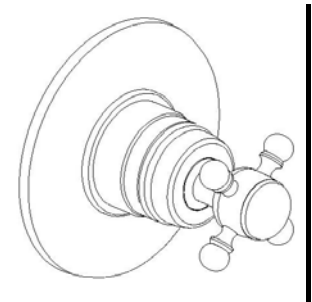
3 Way Diverter Valve Trim only

STANDARDS

- Compliant with ASME A112.18.1-B125.1 requirements
- Certified By CSA international

Finishes	8842500PC	8842500BN	8842500TB
Polished Chrome	X		
Brushed Nickel		X	
Tuscan Bronze			X

Features	8842500PC	8842500BN	8842500TB
Solid Brass Construction	X	X	X
Ceramic Disc Valving	X	X	X
1/2" NPT Inlet	X	X	X
1 Inlet, 3 Outlets	X	X	X
Select Individual Or Shared Outlet Positioning	X	X	X
3 Shared Positions For Activating 2 Outlets Simultaneously	X	X	X
Kit Includes Trim	X	X	X
Step-By-Step Installation Instructions	X	X	X
Limited Lifetime Warranty	X	X	X



Project: _____
 Contractor: _____

Serie Caffè

8840200

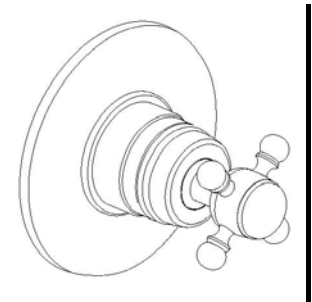
Trim for ½” & ¾” Volume control

STANDARDS

- Compliant with ASME A112.18.1-B125.1 requirements
- Certified By CSA international

Finishes	8840200PC	8840200BN	8840200TB
Polished Chrome	X		
Brushed Nickel		X	
Tuscan Bronze			X

Features	8840200PC	8840200BN	8840200TB
Solid Brass Construction	X	X	X
Ceramic Disc Valving	X	X	X
¾” NPT or ½” NPT inlet	X	X	X
Progressive Volume Control	X	X	X
Kit Includes Trim	X	X	X
Step-By-Step Installation Instructions	X	X	X
Limited Lifetime Warranty	X	X	X



Project: _____
 Contractor: _____