

# FALCON

*Falcon  
Monarch  
Dor-O-Matic*

## *T Series*

Extra Heavy Duty, Grade 1 Cylindrical Lever Locks



# THE FALCON DIFFERENCE

S A F E T Y , S E C U R I T Y A N D U N C O M P R O M I S I N G V A L U E

**At Falcon, we know that every product you sell not only has to meet local building codes, but also your expectations for performance and quality. We take your expectations seriously, and that's why we build our locks to deliver durability, convenience and unmatched value. After all, we've built our reputation on the same standards that you have – providing quality products at a reasonable price delivered on time. It's the way we do business and it's what makes Falcon locks a powerful choice no matter what your project.**



## FALCON T SERIES

Simply put, the Falcon T-Series lock is the most versatile lockset in the industry. This extra heavy duty lock can accept any manufacturer's cylinder, and the cylinder can easily be removed for quick, easy re-keying. Redesigned with a compression spring behind the cylinder, the T-Series is now stronger than ever and lever sag has been virtually eliminated. This adaptable lock is well suited to either new construction or retrofit use in buildings as varied as multi-family, retail, institutional and government/military.

## FEATURES

**Brass or cold-formed steel construction, zinc plated and dichromated for rust resistance**

**Proven compression spring design supports levers, eliminating lever sag and provides years of reliable service**

**Heavy wrought brass or bronze roses over steel through-bolted rose inserts**

**PressureRelease™ outside lever disengages when locked to protect internal mechanisms**

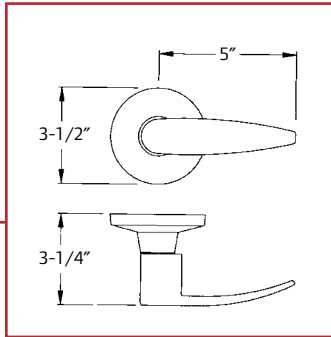


## Levers

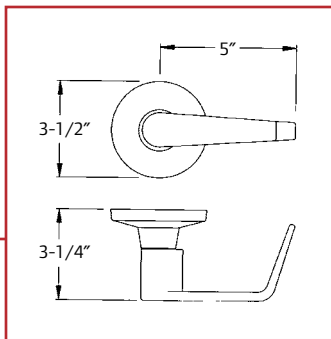
Levers are solid pressure cast zinc, finished to match mating parts. Roses are wrought brass or bronze installed over steel through-bolted rose inserts. Pressure Release™ levers are standard. Levers are secured by a spring-loaded retainer. Retainer cannot be depressed when locks have been locked.



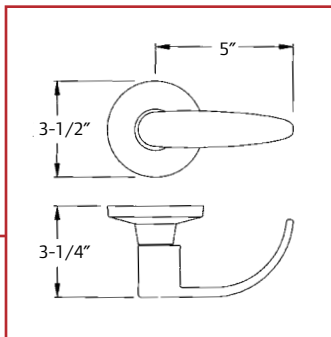
**A**  
Avalon



**D**  
Dane



**Q**  
Quantum

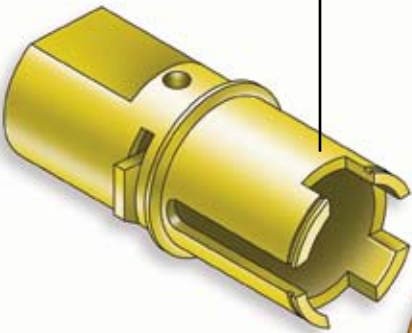


## Abrasive Coated Levers

All levers are available with abrasive coating along the length of the lever to identify entrances to hazardous areas to the handicapped. To order add: "with abrasive coated outer lever" in detail section of order.

Machined steel lever spindle carries high levels of torque and shear. This spindle is re-used when upgrading existing locks to the new design.

Heavy-duty case zinc rose insert accommodates the new style spring. This insert is replaced when upgrading to the new design.



New stamped steel torque plates hold the springs in place and transfer the spring energy to the spindle and lever assembly.



Stainless steel compression springs replace steel torsion springs, providing the most reliable and robust method of supporting levers.











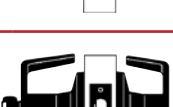
New retaining ring holds the assembly together.

Falcon T-series locks feature our high performance compression springs. This newly designed spring far exceeds ANSI/BHMA requirements for cycle tests, and ensures the most robust support for levers. Unlike typical torsion springs that can break at the bend points, this new design will provide years of reliable service even in high-use applications. A retrofit kit is available to outfit your existing T-series locks with this new, more robust spring design.

# T SERIES FUNCTIONS

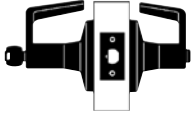




To order Falcon T Series locksets, please consult page 15 for ordering information and assistance.

⌘ Indicates interchangeable core available.

Catalog Number	Function	Description	ANSI No. & Grade
T101		Passage/Closet Latchset Latch bolt by levers at all times.	F75-1
T301		Privacy Lock Latch bolt by levers. Outside lever locked by push button in inside lever. Rotating inside lever or closing door releases push button. Emergency release in outside lever unlocks door.	F76-1
T351	 ⌘	Closet Lock Deadlocking latch bolt by turn knob inside or lever outside except when outside lever is locked by key.	
T381	 ⌘	Classroom Security Lock Deadlocking latch bolt by levers from either side except when outside lever is locked by key from inside. Outside key only retracts latch. Outside lever is locked and unlocked only by inside key.	F88-1
T411	 ⌘	Asylum Lock Deadlocking latch bolt operated by key in lever from either side. Both levers always inoperable.	F87-1
T501	 ⌘	Entry Lock Push button locking. Button on inside locks outside lever until unlocked by key or by rotating inside lever. Inside lever always free. Deadlocking latch bolt.	F82-1
T511	 ⌘	Entry/Office Lock Turn/push button locking. Pushing and turning button locks outside lever requiring use of key until button is manually unlocked. Push button locking. Pushing button locks outside lever until unlocked by key or by rotating inside lever. Inside lever always free. Deadlocking latch bolt.	F109-1
T521	 ⌘	Office Lock Turn button locking. Turning button locks outside lever requiring use of key until button is manually unlocked. Inside lever always free. Deadlocking latch bolt.	F81-1
T561	 ⌘	Classroom Lock Deadlocking latch bolt by levers. Outside lever is locked by key in outside lever. Inside lever is always free.	F84-1

To order Falcon T Series locksets, please consult page 15 for ordering information and assistance.

⌋ Indicates interchangeable core available.

Catalog Number	Function	Description	ANSI No. & Grade
T571	 ⌋	Dormitory Lock Deadlocking latch bolt by levers except when locked by push button in inside lever. Key in outside lever locks or unlocks outside lever and releases button. Closing door releases push button. Inside lever always free.	F90-1
T581	 ⌋	Storeroom Lock Deadlocking latch bolt by lever inside or key outside. Outside lever is inoperable. Inside lever always free.	F86-1
T851	 ⌋	Storeroom (Electrified – Fail Safe) Inside Lever Always Free. Latch bolt operated by lever from either side except when outer lever is electrically locked. When outer lever is locked (inoperable), latch bolt retracted by key in cylinder outside. 24 volt DC .185 Amps, continuous duty.	
T881	 ⌋	Storeroom (Electrified – Fail Secure) Inside Lever Always Free. Deadlocking latch bolt operated by lever inside at all times. Outside lever inoperable until electrically unlocked, then latch bolt from either side. When outside lever is inoperable latch bolt retracted by key in cylinder outside. 24 volt DC .185 Amps, continuous duty..	
T12		Dummy Trim Single Trim-surface mounted rigid lever.	

# T SERIES CYLINDERS

The Falcon T Series accepts the following competitors standard 6-pin cylinders and Interchangeable cores:

### Standard 6-Pin Cylinders\*

- Arrow
- Assa
- Corbin Russwin
- Lori
- Medeco
- Primus (Schlage)
- Sargent
- Schlage
- Yale

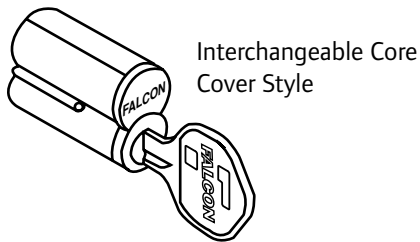
### I/C (Removable) Cores\*

- Arrow
- Best
- Corbin Russwin
- Medeco Keymark
- Medeco 32 Series
- Peaks (Kaba)
- Primus (Schlage)
- Sargent
- Schlage
- Yale

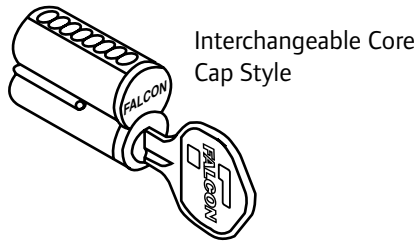
\*Locks must be modified for some cylinders. Be sure to specify manufacturer when ordering.

## Falcon Interchangeable Cores

Catalog Number	Description
C606	For use in all T Series I/C Keyed Locks – 6-pin (cover style)
C607	For use in all T Series I/C Keyed Locks – 7-pin (cover style)
CB806	For use in all T Series I/C Keyed Locks – 6-pin (cap style)
CB807	For use in all T Series I/C Keyed Locks – 7-pin (cap style)



Interchangeable Core  
Cover Style



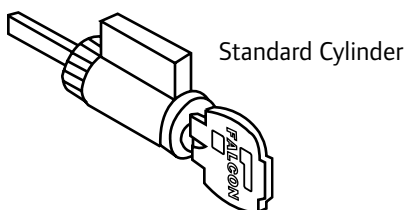
Interchangeable Core  
Cap Style

## Falcon Standard Cylinders

Catalog Number			
5-Pin Cylinder	6-Pin Cylinder	7-Pin Cylinder	Function
A23151-05	A23161-05	A23171-05	All Except 381 I/S, 571
A23151-06	A23161-06	A23171-06	381 Inside Cylinder
A23151-07	A23161-07	A23171-07	571

Note: Specify finish: 606 or 626.

Specify keyway: "E", "G" (standard), "H", "K", "L", "N", "P".



Standard Cylinder



## Standard Cylinders with Competitor Keyways-6

Catalog Number	Description	Function
A23167-000	Corbin 60 'O' Bitted	all Except 381 IS, 571
A23167-0KD	Corbin 60 'KD' Keyed Different	all Except 381 IS, 571
A23168-000	Russwin D1 'O' Bitted	all Except 381 IS, 571
A23168-0KD	Russwin D1 'KD' Keyed Different	all Except 381 IS, 571
A23174-000	Corbin/Russwin L4 'O' Bitted	all Except 381 IS, 571
A23166-000	Sargent LA 'O' Bitted	all Except 381 IS, 571
A23166-0KD	Sargent LA 'KD' Keyed Different	all Except 381 IS, 571
A23160-000	Schlage C 'O' Bitted	all Except 381 IS, 571
A23160-0KA	Schlage C 'KA' Keyed Alike 4	all Except 381 IS, 571
A23160-0KD	Schlage C 'KD' Keyed Different	all Except 381 IS, 571
A23159-000	Schlage E 'O' Bitted	all Except 381 IS, 571
A23169-000	Yale 8 (PARA) 'O' Bitted	all Except 381 IS, 571
A23169-0KD	Yale 8 (PARA) 'KD' Keyed Different	all Except 381 IS, 571
A23167-011	Corbin 60 'O' Bitted	381 Inside
A23167-11D	Corbin 60 'KD' Keyed Different	381 Inside
A23168-011	Russwin D1 'O' Bitted	381 Inside
A23168-11D	Russwin D1 'KD' Keyed Different	381 Inside
A23174-011	Corbin/Russwin L4 'O' Bitted	381 Inside


Note: Specify finish 606 or 626. IS=Inside Cylinder

Catalog Number	Description	Function
A23166-011	Sargent LA 'O' Bitted	381 Inside
A23166-11D	Sargent LA 'KD' Keyed Different	381 Inside
A23160-011	Schlage C 'O' Bitted	381 Inside
A23160-11A	Schlage C 'KA' Keyed Alike 4	381 Inside
A23160-11D	Schlage C 'KD' Keyed Different	381 Inside
A23159-011	Schlage E 'O' Bitted	381 Inside
A23169-011	Yale 8 (PARA) 'O' Bitted	381 Inside
A23169-11D	Yale 8 (PARA) 'KD' Keyed Different	381 Inside
A23167-012	Corbin 60 'O' Bitted	571
A23167-12D	Corbin 60 'KD' Keyed Different	571
A23168-012	Russwin D1 'O' Bitted	571
A23168-12D	Russwin D1 'KD' Keyed Different	571
A23174-012	Corbin/Russwin L4 'O' Bitted	571
A23166-012	Sargent LA 'O' Bitted	571
A23166-12D	Sargent LA 'KD' Keyed Different	571
A23160-012	Schlage C 'O' Bitted	571
A23160-12A	Schlage C 'KA' Keyed Alike 4	571
A23160-12D	Schlage C 'KD' Keyed Different	571
A23159-012	Schlage E 'O' Bitted	571
A23169-012	Yale 8 (PARA) 'O' Bitted	571
A23169-12D	Yale 8 (PARA) 'KD' Keyed Different	571

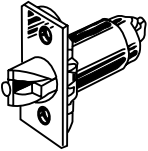
Note: Specify finish 606 or 626.

# T SERIES


## OPTIONS AND ACCESSORIES



Square Corner  
9/16"



Square Corner  
3/4"



9/16" Radius Corner  
9/16" Projection



3 Hour



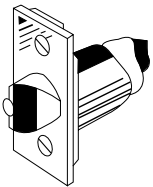
### Latches—Grade 1, UL Listed

Latches for T Series locks are UL Listed. 2-3/4" backset standard.

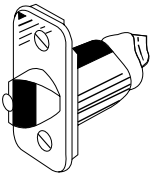
1" width latch face minimum. Unless otherwise specified, we furnish a 2-1/4" x 1-1/8" x square corner faceplate on 2-3/4" backset latches front standard.

Catalog Number	Description	Faceplate Size	Corner	Projection
A98535-000	2-3/4" Backset Spring	2-1/4" x 1-1/8"	Square	9/16"
A98535-00D	2-3/4" Backset Deadlocking	2-1/4" x 1-1/8"	Square	9/16"
A98538-000	2-3/4" Backset Spring	2-1/4" x 1-1/8"	Radius 9/16"	9/16"
A98538-00D	2-3/4" Backset Deadlocking	2-1/4" x 1-1/8"	Radius 9/16"	9/16"
A98835-0SD	2-3/4" Backset Deadlocking	2-1/4" x 1-1/8"	Square	3/4"
A98838-0SD	2-3/4" Backset Deadlocking	2-1/4" x 1-1/8"	Radius 9/16"	3/4"

Note: Specify finish 606, 612, 613, 630



Square Corner  
1/2" Projection



1/4" Radius Corner  
1/2" Projection



3 Hour



### Latches—Grade 2, UL Listed For Flat or Beveled Doors

Latches for T Series locks are UL Listed.

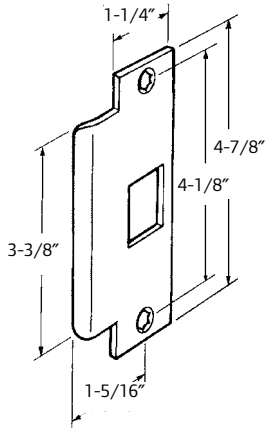
These grade 2 latches have self-adjusting fronts to accommodate beveled or flat front doors. Unless otherwise specified, we furnish a 2-1/4" x 1" x square corner faceplate on these latches.

Catalog Number	Description	Faceplate Size	Corner	Projection
A92320-000	2-3/8" Backset Spring	2-1/4" x 1"	Square	1/2"
A92320-00D	2-3/8" Backset Deadlocking	2-1/4" x 1"	Square	1/2"
A92321-000	2-3/8" Backset Spring	2-1/4" x 1"	Radius	1/2"
A92321-00D	2-3/8" Backset Deadlocking	2-1/4" x 1"	Radius	1/2"
A92330-000	2-3/4" Backset Spring	2-1/4" x 1"	Square	1/2"
A92330-00D	2-3/4" Backset Deadlocking	2-1/4" x 1"	Square	1/2"
A92331-000	2-3/4" Backset Spring	2-1/4" x 1"	Radius	1/2"
A92331-00D	2-3/4" Backset Deadlocking	2-1/4" x 1"	Radius	1/2"

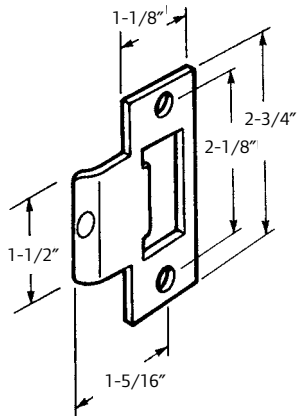
Note: Specify finish 606, 612, 613, 630

## Strikes

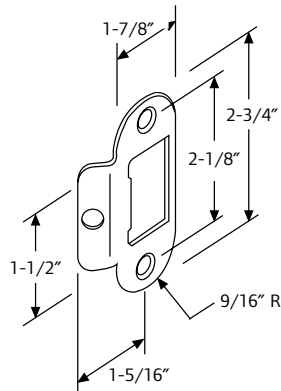
Furnished with a 4 7/8" ANSI Strike unless otherwise specified.



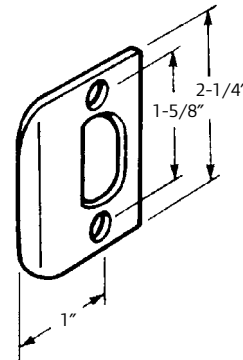
**005164-000**  
ANSI Prep A115.2



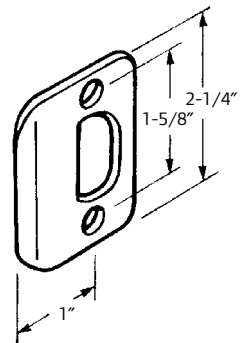
**A05185-000**  
T-Strike Square  
Corner



**A05185-004**  
T-Strike 9/16"  
Radius



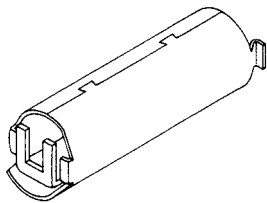
**Q001-049**  
Full Lip, Square  
Corner



**Q001-048**  
Full Lip, 1/4"  
Radius Corner


## Long Backset Extension Link

A22161-005-00 Link for 5" Backset for use with 2-3/4" backset latches (except 3/4" projection).

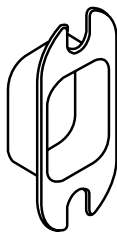


**A22161-005-00**

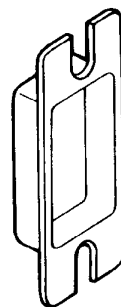
## Dust Boxes



**K510-066-PLA  
(EC 3604)**  
1" deep. May be used  
with any 4-7/8" high  
(ANSI) strike.



**012191-003-70**  
1/2" deep. May be  
used with any 2-3/4"  
high (T) strike.



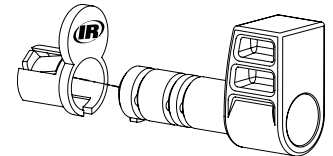
**Q001-059**  
7/16" deep. May be  
used with any 2-1/4"  
(Full Lip) high strike.

## Construction Keying

Falcon offers two different construction key systems depending on the size of and application within the project. Both systems permit the installation and use of regular door locks during construction, yet completely preserve the security of the keying system for the ultimate building owner. The Master, Grand Master and change keys are never with the locks during the construction phase of a building. Only the “construction” keys are sent to the job site. Where the job permits, we will utilize the “Lost Pin System” as our standard system for construction keying. Larger or more complicated jobs may require the use of our “Blockokey® System” for construction keying.

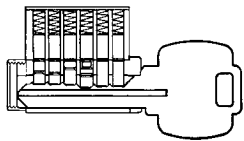
### “Disposable Construction” Interchangeable Cores

This newly designed disposable construction core (1408) is an inexpensive alternative to interior keyed construction cores. This core should be used on interior door applications or where security on a site is not a concern. No keys need to be issued. The disposable core is inserted in the lever or knob and is operated by a thumb turn, which retracts the latch bolt. Please use either brass or permanent construction cores on exterior doors or secured areas.



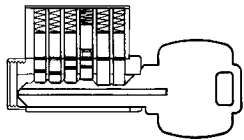
### Locks with “Lost Pin System”

Our “lost” pin construction key system consists of one construction pin and a shallow hole in the side of the plug.



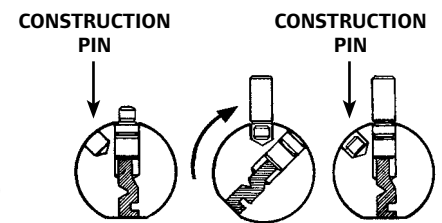
#### Construction Key—KB566

When the “construction” key is used, the construction pin is always in the cylinder plug, sitting on top of the bottom pin. The construction pin consists of one construction pin and a shallow hole in the side of the plug.



#### Master Key—KB578

When the Master key is inserted, the construction pin is pushed up into the cylinder housing. As the Master key is rotated to the right, the construction pin will drop into the hole in the plug, thereby eliminating any future use of the construction key.



### Locks with Blockokey® Cylinders

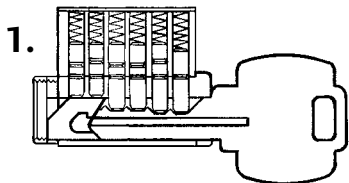
All lock cylinders on a specific project are operable by a special “project key.” Duplicates of this key may be assigned by the building contractor to workmen and subcontractors as required. No regular change keys or Master keys are needed on the job. This eliminates the possibility of subsequent exposure from lost or stolen keys.

#### How to order locks with Blockokey® Cylinders

Blockokey® locksets are ordered by adding the word “Blockokey” after the balance of the ordering information.

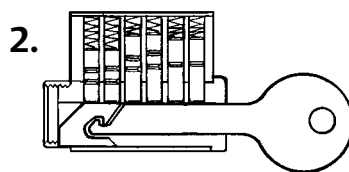
EXAMPLE: 72 Each B511 D 626 1AA-72AA (Blockokey)

### How Locks with Blockokey® Cylinders are Used



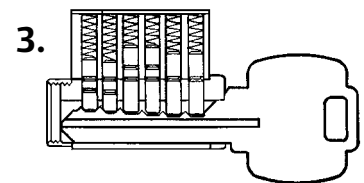
#### 1. Project Key—KB531

Lock cylinder is operated by the special “project key.” The last two pins in the cylinder are held inoperative by the key block.



#### 2. Removal Tool—KB536

The special “project key” is canceled out by removal of the key block. A key block removal tool is furnished with the Master keys for the locks. Simply push the removal tool into the keyway, then withdraw it to remove the block. Thereafter, the “project key” will no longer operate the lock cylinder.



#### 3. Change or Master Key—KB578

Cylinder is now only operable by the regular change key or Master key.

**T Series Grade 1 Heavy Duty Cylindrical Key-In-Lever Lock**

ANSI No./Grade	Function	Falcon	Arrow	Best	Corbin/Russwin	Marks	Sargent	Yale
F75-1	Passage	T101	H01	93KN	CL3310	95N	10U15	5401LN
F76-1	Privacy	T301	H02	93KL	CL3320	95L	10U65	5402LN
	Closet	T351	-	93RZ	CL3391	-	-	5407LN
F88-1	Classroom Security	T381	H32	93KC	CL3372	95DA	10G16	5417LN
F87-1	Asylum	T411	H33	93KW	CL3332	95DW	10G17	5430LN
F82-1	Entry	T501	H13	93KB	CL3361	95B	10G24	5404LN
F109-1	Dormitory	T511	-	93KAB	CL3351	95AB	-	-
F81-1	Entry/Office	T521	H11	93KAB	-	95A	10G05	5407LN
F84-1	Classroom	T561	H17	93KR	CL3355	95S	10G37	5408LN
F90-1	Dormitory	T571	H19	93KT	-	95T	10G54	5422LN
F86-1	Storeroom	T581	H12	93KD	CL3357	95F	10G04	5405LN
	Storeroom-Fail Safe	T851	-	93DEL	-	95FEL	10G70	-
	Storeroom-Fail Secure	T881	-	93DEU	-	95FEU	10G71	-
	Dummy-Single	T12	H08	1DT	CL3350	95DO	10U94	455LN

**Trim Styles**

	Falcon	Arrow	Corbin/Best	Russwin	Marks	Sargent	Yale
	Dane	SR	15D or L	NZD	195/195R	LL	AU
	Quantum	-	14D or L	PZD	295/295R	LP	PB
	Avalon	-	16D or L	AZD	-	LB	MO

All effort has been made to make this information comprehensive. Since no two products are exactly alike, this data represents those products which are similar. This information was obtained from trade services and is not guaranteed nor meant to represent any product as equal to any other product.

# T SERIES

## LOCK FEATURES AND SPECIFICATIONS

### Lock Features

**Door Thickness:** 1-3/4" to 2-1/8" standard. Thin door adapter kit (A30775-000-00) available for doors thinner than 1-3/4", please specify door thickness.

**Backset:** 2-3/4" standard. 2-3/8" also available. Link (A22161-005-10) available for 5" backset.

**Mechanism:** Parts constructed of brass or cold formed steel, zinc plated and dichromated for rust resistance. Springs are stainless steel.

**Attachment:** Lock chassis secured to door by threaded mounting nuts. Completely preassembled outer trim and inner spindle assembly are through-bolted over chassis using (2) 10-32 screws. Adding rose and lever to inner spindle assembly completes installation.

**Handing:** Locks are non-handed.

**Cylinders:** Drilled with 6-pin chambers, pinned in 5. Pinning in 6 chambers available when specified, at no cost. 7-pin cylinders also available. Cylinder assemblies removable to rekey. Also available with 6 or 7-pin interchangeable core cylinders. Cylinder housings and plugs machined from solid brass. Springs are phosphor bronze. Two nickel silver keys furnished standard. Interchangeable core design is available for small format (SFIC) and large format for most manufacturers, see page 8.

### Falcon Lock T Series Specifications

Key-in-lever cylindrical locksets shall be Falcon Lock T Series or equal and meet the following requirements:

- All locks shall meet the new ANSI/BHMA A156.2, Series 4000, Grade 1 for key-in-lever locksets.
- Locksets shall be UL Listed (3 hour A Label).
- Locksets shall be provided standard with Pressure Release™ feature. When outside lever is locked, it is not rigid but will move freely without operating the latch bolt.
- Lever trim shall have individual heavy-duty compression springs behind rose for lever return and to prevent lever sag. Trim shall be through-bolted with two (2) 10-32 screws coated with thread sealant to provide strength and resistance to loosening. Inner

**Keyways:** "C" keyway standard on conventional cylinders. "A" keyway standard on I/C core cylinders. Also available with some optional keyways.

**Trim:** Roses are heavy wrought brass or bronze, installed over pressure cast rose inserts which are through-bolted through door. Levers are pressure cast (solid levers—no inserts) material finished to match mating parts.

**Latches:** 9/16" bolt projection, UL listed with latch faceplates 2-1/4" x 1-1/8" with square corners standard. 3/4" projection, UL listed latch with 2-3/4" backset also available. Adjustable front standard. See page 10 for optional latches.

**Strikes:** 4-7/8" x 1-1/4" ANSI strike with curved lip to meet ANSI A115.2 door frame preparation standard. Consult page 11 for other available strike sizes and configurations.

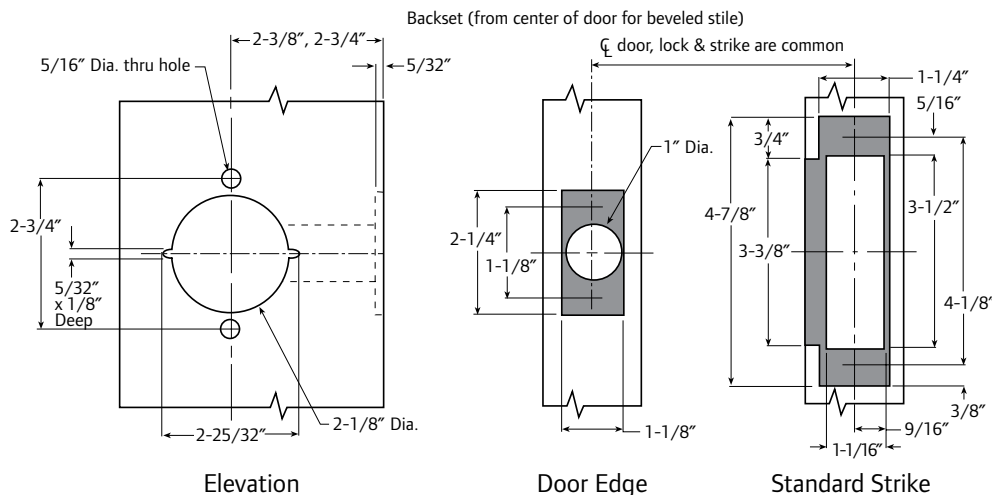
**Screws:** Furnished with combination screws for use in wood or metal doors and frames.

**Electrified Functions:** Available in 24 VDC .185 AMP.

**ANSI/BHMA:** Meets ANSI/BHMA A156.2, Series 4000, Grade 1.

**UL:** 3 hour A label.

- and outer trim shall "bottom out" to prevent door collapse. Roses shall be minimum of 3-1/2" diameter.
  - All lever designs shall be solid and meet the federal ADA and state disability requirements. Inside levers shall be attached by Allen-head set screw to prevent tampering or vandalism.
  - Locksets shall adjust to fit door thickness from 1-3/4" to 2-1/8".
  - All locksets shall be non-handed and not require field disassembly for re-handing.
  - Preparation for door must be non-handed.
- Acceptable manufacturer: FALCON LOCK



# T SERIES

## GENERAL INFORMATION

### How to Order

For correct ordering, and to ensure no delays in shipment of your order, the following descriptive data must be listed in the sequence shown. Necessary information can be found in other parts of this catalog. The example below shows an order for 12 each T locksets in the 571 Dormitory function, D (Dane) trim design in a 626 (satin chrome) finish, with 2-3/4" backset latch, to accommodate doors 1-3/4" thick.

**Quantity:** Indicate the quantity required.

**Catalog Number:** Select function number, cylinder type, and latch style from tables in this section.

**Trim Design:** Indicate letter of lever design required. Example: AVA=Avalon; DAN=Dane; QUA=Quantum.

**Finish:** When the finish is the same for the outside and inside trim, it is shown once (626). For split finishes, the outside is designated first, then the inside (605 x 625).

**Latches:** 2-3/4" backset is standard. Adjustable front standard. A Grade 2 latch with a 1" faceplate in 2-3/8" and 2-3/4" backset

also available. See page 10. All latches are UL listed 3 Hour.

**Strikes:** 4-7/8" x 1-1/4" ANSI standard. Optional T-Strike or Full Lip strike available. See page 11.

**Cylinder Type:** 6 pin is standard. For 7-pin add PD7 to product catalog numbers (eg. T501PD7 QUA).

**Keying Detail:** We suggest using the standard terms developed by DHI (Door and Hardware Institute) or ALOA (Associated Locksmiths of America Inc.)

**Example:** AA1 - Grand Master keyed, Master keyed, change key 1.

**Interchangeable Core:** Interchangeable core: To order product capable of accepting an interchangeable core, add suffices from the keying table to the function number, preceding the latch style. Example: T511JD will be supplied with a FSIC prepped lever to accept a competitor full size interchangeable core.

**Keyways:** "G" is standard on regular cylinders, "A" is standard on interchangeable cores. Other keyways available. See current pricebook.

### How to Order Example

Line Item	Qty.	Product	Outside	Inside	Hand	Latch	Strike	Door Thickness	Ext.	DIM	Additional Details/Keying
			DES FIN	DES FIN							
1	20	T571JD	DAN 626			98535	5164	1-3/4"			With 012191-003-70 dust box. FSIC prep IC-YA6

### Finishes

The latest in modern techniques and equipment are used to apply the highest quality finish. Extra steps assure durable, consistent finishes and long useful life.

Although we apply the finest available protective plating and/or enamel coating to the surface of our products, these finishes have limitations and in time may deteriorate either from exposure to weather, pollution, perspiration, extremes of climate, frequency of

use or other factors. Deterioration of these finishes is, therefore, not a defect, but a normal process which is unavoidable. Our company cannot accept responsibility for finish deterioration in these circumstances; therefore, the finishes cannot be guaranteed. These products will not be refinished or replaced under our warranty should deterioration of finishes occur.

### Trim Finishes Chart

Description	ANSI No.	Available on
Bright Brass	605	All Trim
Satin Brass	606	All Trim
Satin Bronze	612	All Trim
Satin Bronze Oil Rubbed	613	All Trim
Bright Chrome	625	All Trim
Satin Chrome	626	All Trim



Ingersoll Rand's Security Technologies Sector is a leading global provider of products and services that make environments safe, secure and productive. The sector's market-leading products include electronic and biometric access-control systems; time-and-attendance and personnel scheduling systems; mechanical locks; portable security; door closers, exit devices, architectural hardware, and steel doors and frames; and other technologies and services for global security markets.

800-266-4456

[www.falcon.ingersollrand.com](http://www.falcon.ingersollrand.com)

[www.ingersollrand.com](http://www.ingersollrand.com)