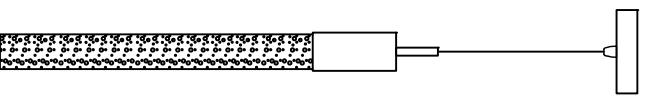




Contemporary Lighting

PRODUCT NAME: Big Fizz 1-Light AC LED Pendant
ITEM NUMBER: E22871-91PC

Please consult your electrician for hanging fixture and wiring



The fixture is designed to work with a standard Triac forward phase dimmer. Dimming levels will vary by dimmer.

Below is a list of recommended dimmers:

- Lutron MACL-153M
- Lutron DYL-153P
- Lutron SCL-153P
- Leviton IPL06-10Z
- Leviton 6674-POW

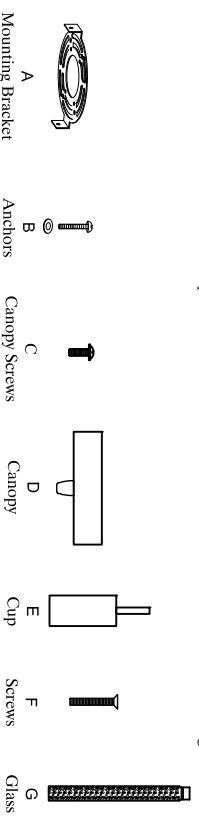
Due to inrush current wattage should not exceed 150 watts of product for a 600 watt dimmer.

AC LED 1 x 8W Bulb

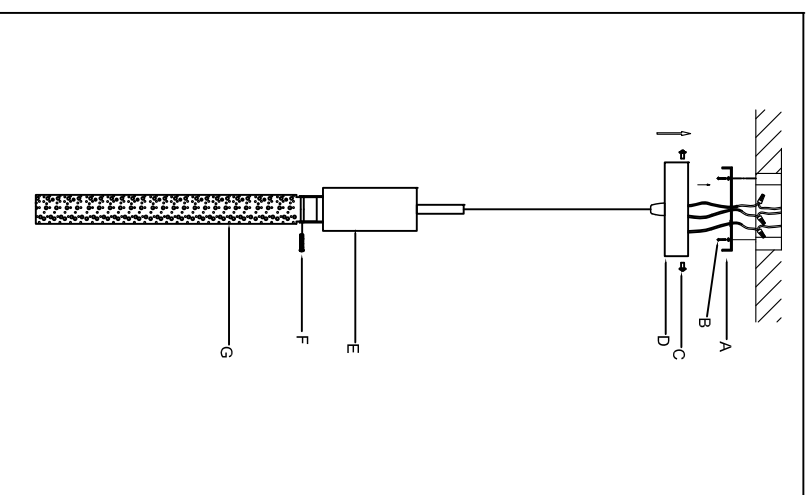
MADE IN CHINA

Page 1 of (2)

IMPORTANT: Turn off the power at the main fuse or circuit breaker box before starting installation



Locate all hardware & components before discarding packaging



1.)

Remove mounting bracket (A) from Canopy (D) and install bracket (A) to electrical box by attaching anchors (B).

2.)

Wire fixture to wires in outlet box. Copper wire is for Ground.

3.)

Carefully remove packaging from fixture. Adjust wire length to desired mounting height. Install canopy (D) to bracket using canopy screws (C) on the bottom of the canopy.

4.)

Attach glass (G) using set screws (F).

Cleaning & Care:

Clean with soft cloth and a mild detergent.
Do not use abrasive cleaner.

Page 2 of (2)