

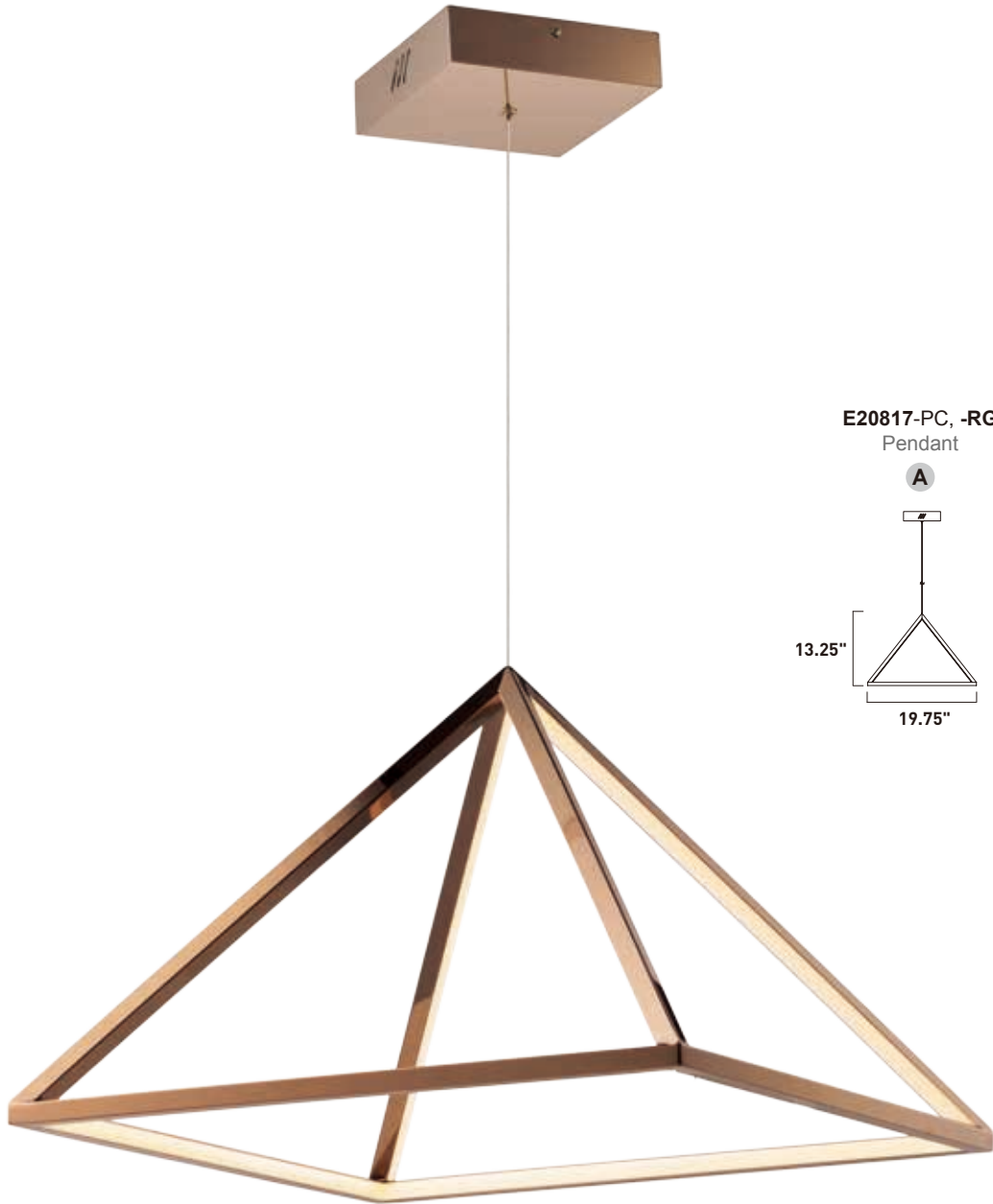


PYRAMID

Triangular shaped frames of metal are finished in a mirror like Polished Chrome or Rose Gold. The inner side of these frames house LED strips that provide ample indirect and direct lighting for ultimate comfort and performance.

PYRAMID

- Inset integrated LEDs in triangular shaped structure
- Metalwork in your choice of Rose Gold or Polished Chrome
- 3000K Color Temperature, CRI 90+
- Dimmable with Triac Dimmer



	ITEM #	FINISH	LAMPING	DIMENSION	CRI	LUMENS	Additional Information
A	E20817	PC, RG	35W PCB LED 3000K (Integrated)	19.75"W x 13.25"H, 130"OAH	90+	2450	  

Finish options: Polished Chrome (PC) Rose Gold (RG)

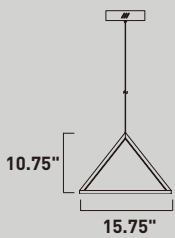
PYRAMID

- Inset integrated LEDs in triangular shaped structure
- Metalwork in your choice of Rose Gold or Polished Chrome
- 3000K Color Temperature, CRI 90+
- Dimmable with Triac Dimmer




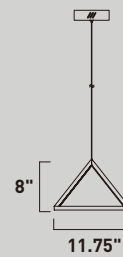
E20816-PC, -RG
Pendant

A



E20815-PC, -RG
Pendant

B



	ITEM #	FINISH	LAMPING	DIMENSION	CRI	LUMENS	Additional Information
A	E20816	PC, RG	28W PCB LED 3000K (Integrated)	15.75"W x 10.75"H, 130"OAH	90+	1960	
B	E20815	PC, RG	20W PCB LED 3000K (Integrated)	11.75"W x 8"H, 130"OAH	90+	1400	

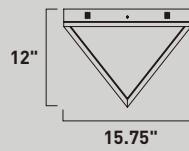
Finish options: Polished Chrome (PC) Rose Gold (RG)





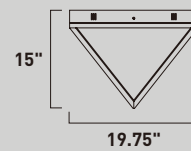
E20811-PC, -RG
Flush Mount

C



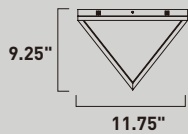
E20812-PC, -RG
Flush Mount

E



E20810-PC, -RG
Flush Mount

D



	ITEM #	FINISH	LAMPING	DIMENSION	CRI	LUMENS	Additional Information
C	E20811	PC, RG	28W PCB LED 3000K (Integrated)	15.75"W x 12"H	90+	1960	LED
D	E20810	PC, RG	20W PCB LED 3000K (Integrated)	11.75"W x 9.25"H	90+	1400	LED
E	E20812	PC, RG	35W PCB LED 3000K (Integrated)	19.75"W x 15"H	90+	2450	LED

Finish options: Polished Chrome (PC) Rose Gold (RG)