

ELKAY® SPECIFICATIONS

Harmony® Double Bowl Sink Featuring Quartech, Top Mount Models ELQTLB342210R Series

GENERAL

Elkay Quartech sinks are molded from finely ground natural quartz and high performance acrylic resins into a finished product that exceeds customer expectations. The material offers antimicrobial product protection achieved through the use of silver dispersed throughout the matrix. Non-porous, easy to clean, and resistant to strains, the Quartech sinks are also durable and scratch resistant. The sinks are naturally sound deadened and heat resistant to 550° with the color consistent throughout the material. An extra wide Work Bench low divide feature separates the two sink compartments and offers an additional area for food preparation.

DESIGN FEATURES

Bowl Depth: 10" (254mm) and 8" (203mm).

Rim Height: 3/8" (10mm).

Material: Elkay Quartech.

Work Bench: 4-3/4" (121mm) from top of rim.

Color Options with natural accents: Black (BK), Husk (HK), Java (JV) or White (WH).

OTHER

Drain Opening: 3-1/2" (89mm).

Note: Faucet holes are pre-scored for flexible installation. Installer can punch up to 5 faucet holes.

These sinks comply with ANSI Z124.6 and CSA B45-02.

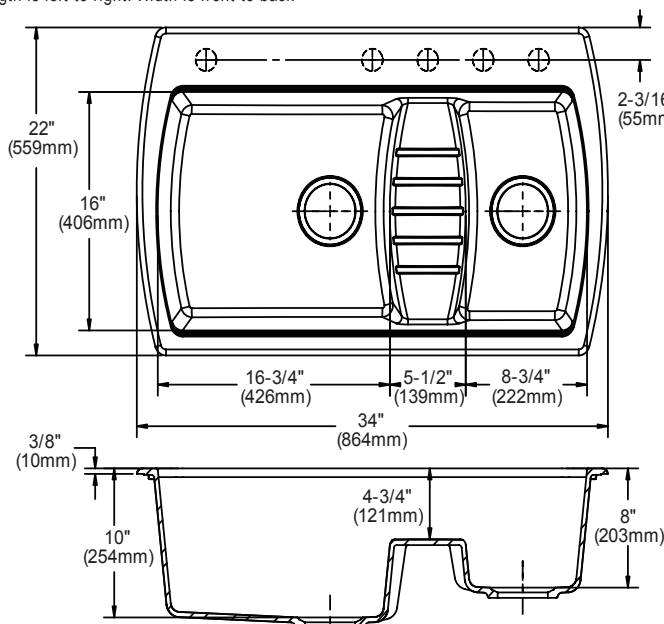


These sinks are listed by the International Association of Plumbing and Mechanical Officials as meeting the requirements of the Uniform Plumbing Code.

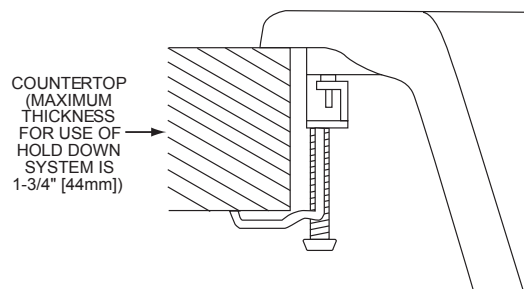
SINK DIMENSIONS*

Model Number	Overall		Inside Left Bowl			Inside Right Bowl			Cutout in Countertop Use sink upside down as template and cut 5/16" (8mm) inside sink outline	No. of Pre-scored 1-1/2" (38mm) Dia. Faucet Holes	Minimum Cabinet Size
	L	W	L	W	D	L	W	D			
ELGTLB342210RBK ELGTLB342210RWH ELGTLB342210RHK ELGTLB342210RJV	34" (864mm)	22" (559mm)	16-3/4" (425mm)	16" (406mm)	10" (254mm)	8-3/4" (222mm)	16" (406mm)	8" (203mm)		4	36" (914mm)

*Length is left to right. Width is front to back



Cross Profile of Installation



In keeping with our policy of continuing product improvement, Elkay reserves the right to change product specifications without notice. Please visit elkayusa.com for most current version of Elkay product specification sheets.

This specification describes an Elkay product with design, quality and functional benefits to the user. When making a comparison of other producers' offerings, be certain these features are not overlooked.

Elkay

elkayusa.com

2222 Camden Court
Oak Brook, IL 60523

Printed in U.S.A.
©2009 Elkay

(9/09)

1-335A

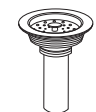
Harmony® Double Bowl Sink
Featuring Quartech, Top Mount
Models ELQTLB342210R Series

ELKAY®
SPECIFICATIONS

OPTIONAL ACCESSORIES*

Model Number	Description	Bowl	Overall			Material/Finish
			L	W	Depth/Thickness	
LKKDT35	Drain	Both	Fits 3 1/2" (89mm) Drain Opening			Chrome Plated
LKD35XX	Drain	Both	Fits 3 1/2" (89mm) Drain Opening			Polymer
LKS35XX	Drain	Both	Fits 3 1/2" (89mm) Drain Opening			Polymer
LKCO916SS	Colander	Both	9-3/4" (248mm)	16-1/4" (413mm)	3-5/8" (92mm)	Polished Stainless Steel
LKBO916SS	Prep Bowl	Both	9" (229mm)	16-1/4" (413mm)	3-5/8" (92mm)	Polished Stainless Steel
LKTV515BK	Trivet	Work Bench	4-13/16" (122mm)	14-5/8" (371mm)	1/4" (6mm)	Black Silicone
LKVBG916SS	Bottom Grid	Small	13-5/8" (346mm)	7-3/8" (187mm)	1-1/8" (29mm)	Polished Stainless Steel
LKVOBG1716SS	Bottom Grid	Large	15" (381mm)	13-1/4" (337mm)	1-1/8" (29mm)	Polished Stainless Steel
LKCB1813HW	Cutting Board	Both	13" (330mm)	17-3/4" (451mm)	3/4" (19mm)	Hardwood

*Length is left to right. Width is front to back.




LKKDT35



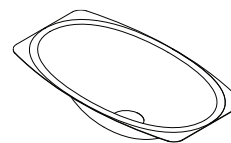
LKD35XX



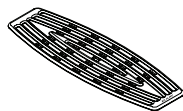
LKS35XX



LKCO916SS



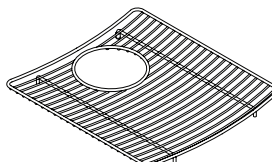
LKBO916SS



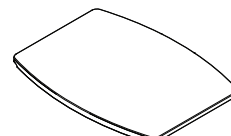
LKTV515BK



LKVBG916SS



LKVOBG1716SS



LKCB1713HW